

## ELECTRIC COUNTER TILTING SKILLET


 ECTS-12

### OPERATION SHALL BE BY:

Electric heating elements equipped for operation on:

Electric heating elements equipped for operation on:

- 208 VAC, 1 or 3 Phase, 50/60 Hz
- 220 VAC, 1 or 3 Phase, 50/60 Hz
- 240 VAC, 1 or 3 Phase, 50/60 Hz
- 415/240 VAC, 3 Phase, 4 wire, 50/60 Hz
- 380/220 VAC, 3 Phase, 4 wire, 50/60 Hz

### OPTIONS & ACCESSORIES AT ADDITIONAL COST

- |  |  |  |
|--|--|--|
| <input type="checkbox"/> Counter Steam Kettle Table (KT-)            | <input type="checkbox"/> One piece lift off stainless steel cover (SC-12)  | <input type="checkbox"/> Single pantry faucet with 12" swing spout (SF-12)     |
| <input type="checkbox"/> 380, 415, 480 or 600 VAC, 3 Phase, 50/60 Hz | <input type="checkbox"/> Pour strainer (PS-12)   | <input type="checkbox"/> Double pantry faucet with 12" swing spout (DF-12)     |
| <input type="checkbox"/> Steam pan insert (SPI-12)                   | <input type="checkbox"/> 30" wide, open leg base, stainless steel kettle stand with sliding shelf (S-30)         | <input type="checkbox"/> Single pantry rinse spray head with 68" hose (SP-RSH) |
| <input type="checkbox"/> Etched liter markings (LMS-45)              | <input type="checkbox"/> 30" wide, open leg base, stainless steel kettle stand with sliding drain drawer (SD-30) | <input type="checkbox"/> Double pantry rinse spray head with 68" hose (DP-RSH) |
|  |  | <input type="checkbox"/> Faucet bracket (FB)                                   |
|  |  | <input type="checkbox"/> Correctional Package                                  |

### STANDARD CONSTRUCTION SPECIFICATIONS

Shall be a Crown model ECTS-12 electrically heated counter tilting skillet, c-CSA-us and NSF certified.

The skillet shall have a one-piece covered corner, 10 gauge 304 stainless steel pan with satin finish exterior and polished interior with etched gallon markings.

Heating shall be accomplished by electric elements cast embedded into a full 1-1/2" (38mm) thick aluminum casting clamped to the underside of the pan for even heat distribution across the entire surface.

The skillet pan shall be mounted on side pivots to allow tilting for complete removal of contents by means of a tilting handle with a heat proof knob.

A tilt position device shall permit the pan to be tilted forward slightly during cooking to aid in grease removal.

A tilt interlock shall prevent inadvertent tilting of the pan.

The mounting base shall include concealed mounting lugs for bolting unit to a counter top or optional stand.

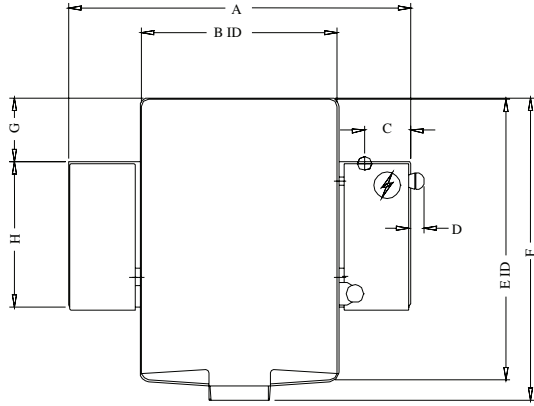
The controls shall be integrally mounted in the stainless steel clad housing and shall include a power switch, thermostat, pilot light and high temperature cut-off.

The skillet shall operate in a temperature range of 160°F to 445°F (71°C to 230°C).

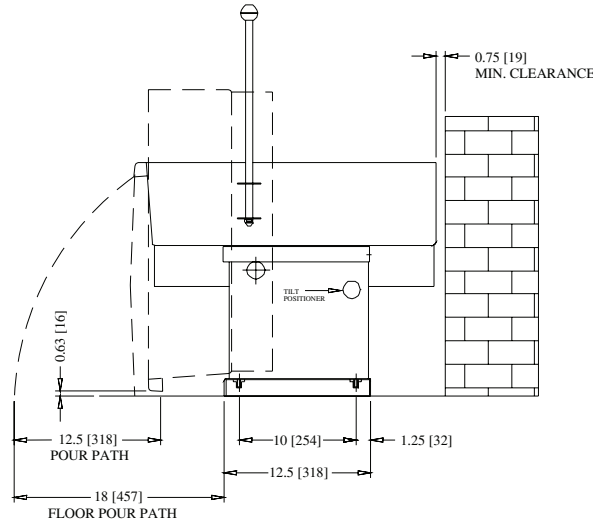
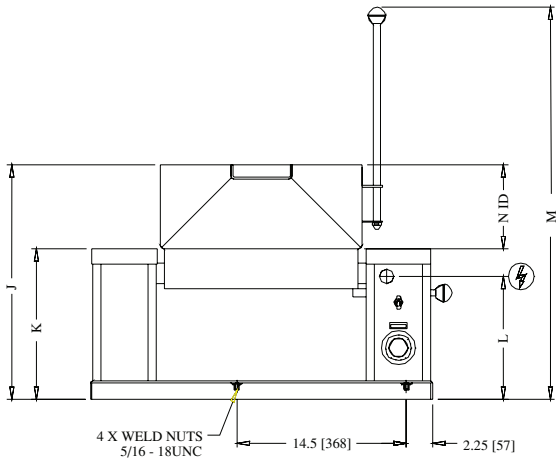


Approval Notes: \_\_\_\_\_

\_\_\_\_\_



DIMENSIONS ARE IN INCHES [MM]



**SERVICE CONNECTIONS**

⚡ – ELECTRICAL CONNECTION: Specify 208, 220 or 240 volt, single or three phase, 60 Hz single phase with grounding wire.

**CAPACITY AND DIMENSIONS**

MODEL	CAPACITY	A	B	C	D	E	F	G	H	J	K	L	M	N
ECTS-12	12 Gallons (45 liters)	29" (737)	16.75" (425)	4" (102)	2" (51)	24" (610)	25.75" (654)	5.5" (140)	12.5" (318)	20" (508)	13" (330)	10.5" (267)	33.25" (845)	7" (178)

**ELECTRICAL CHARACTERISTICS AND SPECIFICATIONS**

MODEL	PH	208V		220V		240V		380V		415V		480V			
		kW	AMP	kW	AMP	kW	AMP	kW	AMP	kW	AMP	kW	AMP	kW	AMP
ECTS-12	1	9.0	43.3	9.0	40.9	9.0	37.5	--	--	--	--	--	--	--	--
	3	9.0	25.0	9.0	23.6	9.0	21.7	9.0	13.7	9.0	12.5	9.0	10.8	9.0	8.7

MODEL	SHIPPING WEIGHT	MINIMUM CLEARANCE	
ECTS-12	191 lbs. (87 kg)	Sides	6" (152)
		Back	6" (152)

**INTENDED FOR COMMERCIAL USE ONLY.  
NOT FOR HOUSEHOLD USE.**

