

SNOW FLAKE ICE MACHINE



IS-0700-AS



W x D x H (inch)

21" x 30" x 56"

Feature

- Produces of milk snow flake 1091 lbs, or water snow flake 705 lbs for 24Hours
- 14 gal of product storage capacity
- Uses same as Soft Serve Ice cream machine freezing cycle
- Easy installation & maintenance
- Designed for easy installation and service
- Easy access and control
- High reliability
- 304 durable stainless steel construction
- R-404A refrigerant



Dimensions

Dimensions	Net	Gross
Width	21"	25"
Depth	30"	33"
Height	56"	61"
Weight	335 lbs	392 lbs

Operating Limits

Ambient Temp Range	50 ~ 100 °F
Water Temp Range	50 ~ 90 °F
Water Pressure	20 ~ 80 psi (1.38 ~ 5.52 bar)

Ice Type



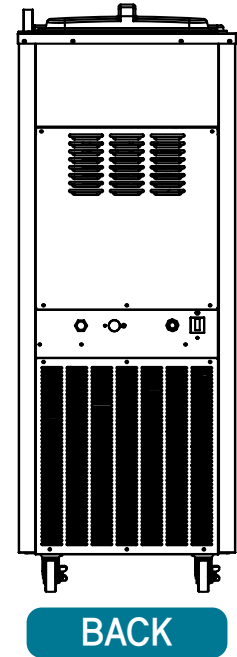
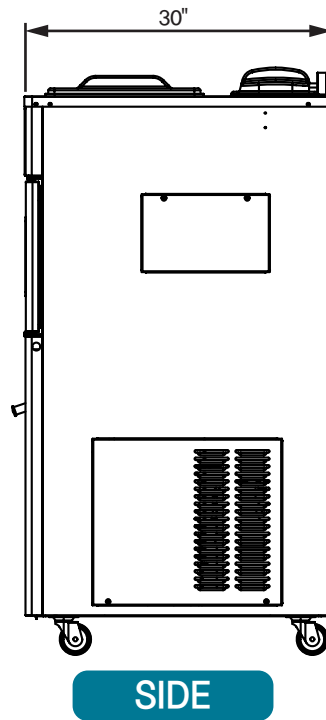
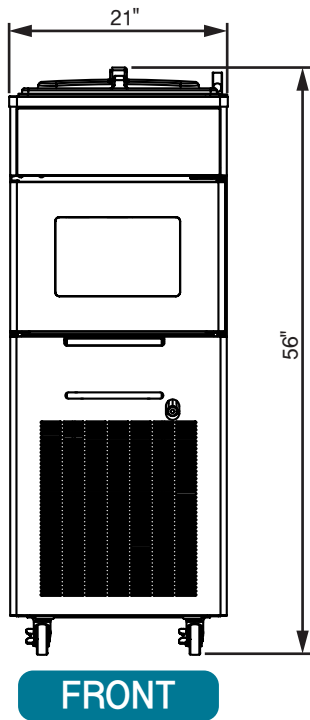
SNOW FLAKE

Certification



- 1202 W Struck Ave, Orange, CA 92867
- TEL : 714-215-4864
- WEB : www.icetroamerica.com • e-mail: icetro@icetroamerica.com

Dimension – inch




Specification

Model	Condenser	Ice Type	Snow flake Production 24 Hours		Power Consumption	Electrical Option
			Milk	Water		
IS-0700-AS	Air-Cooled	SNOW FLAKE	1,091 lbs	705lbs	1,980 W(±10%)	208~230V/60Hz/1PH

Detail View




Application for dessert with Milk / Water



Blade

- Anti-rust : Special material & Special coating
- Easy cleaning & maintenance due to simple detaching and reassembling of the blade



※ Design, or Specification is subject to change without notice



ICETROAMERICA.COM