


HC-1006, HC-1256 AND HC-2256 BUILT-IN CERAMIC HOTPLATES

HC-1006, HC-1256 AND HC-2256 BUILT-IN CERAMIC HOTPLATES



Wells Ceramic Hotplates HC-1006, HC-1256 and HC-2256 are leaders in the hotplate industry because of their efficient and easy-to-use features. Heat-up is five times faster than conventional hotplates providing a clear advantage in commercial food preparation. The completely sealed ceramic surface resists spills and allows for easy clean up.

Features

- Heats five times faster than any conventional hotplate, reducing cooking time and saving energy.
- Smooth, flat surface works with any pot or skillet and is easy to clean.
- Completely sealed, non-porous surface resists thermal shock (quick, extreme temperature changes).
- Long life, fast glowing, radiant element technology provides even heating of cooking surface that is ideal for display cooking and specialty applications.
- The HC-1006, HC-1256, and HC-2256 Hotplates are Underwriters Laboratories, Inc. LISTED and meet the National Sanitation Foundation and Canadian standards.
- A one-year warranty against defects covers parts and labor.

Specifications

| Overall Dimensions: | Inches | MM |
|---------------------|--------|-----|
| HC-1006: | | |
| Width | 12 5/8 | 321 |
| Depth | 12 5/8 | 321 |
| HC-1256: | | |
| Width | 14 3/4 | 375 |
| Depth | 14 | 356 |
| HC-2256: | | |
| Width | 14 3/4 | 375 |
| Depth | 24 5/8 | 625 |

Temperature Settings: OFF/LO to HI

| Weights: | Lbs. | KG |
|-----------------|------|----|
| HC-1006: | | |
| Installed | 12 | 5 |
| Shipping | 15 | 7 |
| HC-1256: | | |
| Installed | 13 | 6 |
| Shipping | 16 | 7 |
| HC-2256: | | |
| Installed | 23 | 10 |
| Shipping | 26 | 12 |

Export

The following models are available for export and meet the standards for CE:

- HC-1256EU, 220-240V, 1Ø, 2.5 KW
- HC-2256EU, 220-240V, 1Ø, 5.0 KW

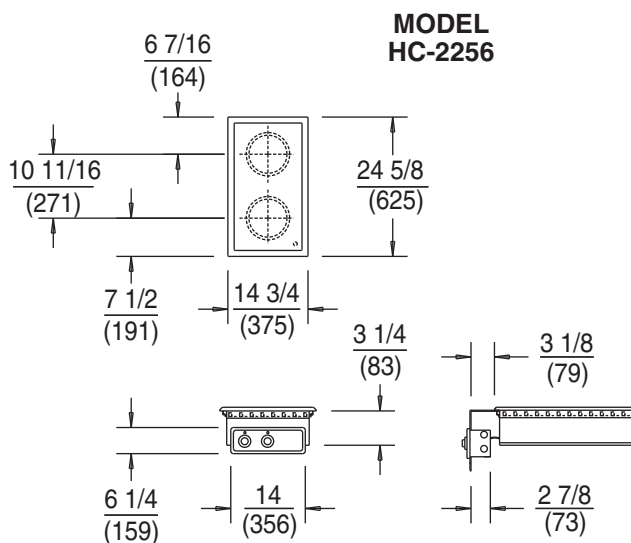
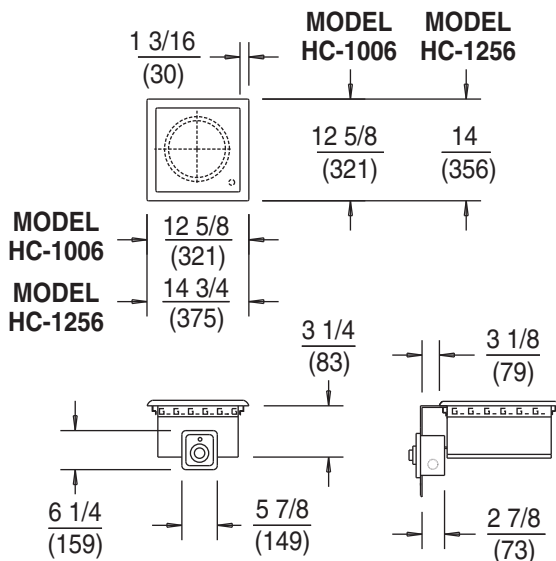




MODELS HC-1006, HC-1256 HC-1256EU, HC-2256, HC-2256EU BUILT-IN HOTPLATES

DIMENSIONS: $\frac{\text{INCH}}{\text{(MM)}}$

| MINIMUM CLEARANCE REQUIRED FROM ALL UNITS TO THE NEAREST SURFACE. | | | |
|---|------------------|-------------------|------------------------|
| BACK | SIDE | BOTTOM | FRONT |
| $\frac{1}{(25)}$ | $\frac{1}{(25)}$ | $\frac{5}{(127)}$ | $\frac{3 \ 5/8}{(92)}$ |



HC-1006, HC-1256, HC-1256EU, HC-2256 AND HC-2256EU ELECTRICAL SPECIFICATIONS:

| MODELS | VOLTS | WATTS | AMPS PER LINE PHASE 3 | | | AMPS SINGLE PHASE | POWER SUPPLY CORD |
|---------------------|-------|-------|-----------------------|------|------|-------------------|-------------------|
| | | | L1 | L2 | L3 | | |
| HC-1006 | 120 | 1400 | - | - | - | 11.7 | NONE |
| HC-1256 | 208 | 1900 | - | - | - | 9.0 | NONE |
| HC-1256 | 240 | 2500 | - | - | - | 10.4 | NONE |
| ● HC-1256EU 220-240 | 2500 | - | - | - | - | 10.4 | NONE |
| HC-2256 | 208 | 3800 | 15.6 | 9.0 | 9.0 | 18.1 | NONE |
| HC-2256 | 240 | 5000 | 18.0 | 10.4 | 10.4 | 20.8 | NONE |
| ● HC-2256EU 220-240 | 5000 | - | - | - | - | 20.8 | NONE |

● Denotes export (EU) products.

Specifications are subject to change without notice. See installation instructions prior to installing the unit. This document is not for installation purposes.

