



# 8" Deck Mount Pre-Rinse

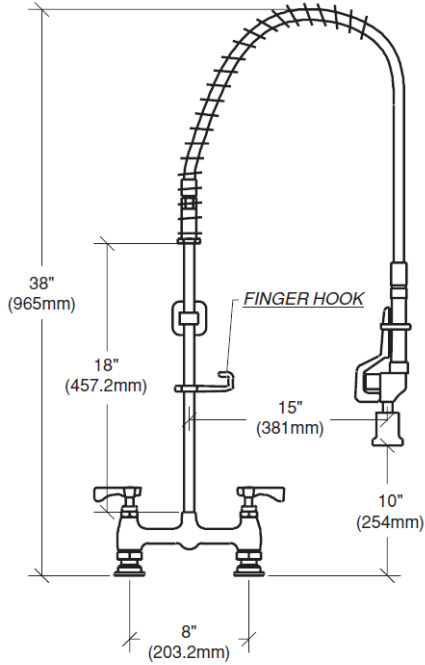
Model: 17-208W

Project: \_\_\_\_\_

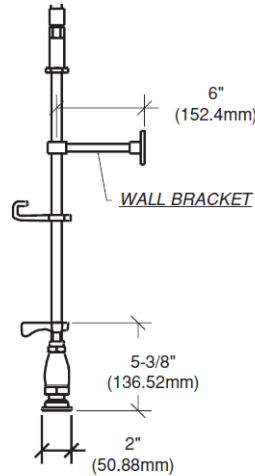
Item #: \_\_\_\_\_

Quantity: \_\_\_\_\_

Plumbing



**Front View**



**Side View**

### Parts Breakdown

21-137	Wall Bracket
21-160	18" Riser
21-161	Spring Retainer
21-162	Spring
21-133	44" Hose Assembly
21-164	Grip
21-129	Spray Valve
21-165	Hook/Screw Assembly
21-170	Ring
21-208	8" Center Deck Base

### Standard Features

- 1/4 turn high performance ceramic cartridge valves with built-in back flow preventers
- Pre-assembled at factory to cut installation time
- 44" heavy duty stainless steel clad flexible hose. Tested to 400 psi
- Wall bracket included
- Mounting kit included (1/2" NPT x 1 1/2" male nipples with locknuts)
- Full replacement parts available
- 1 year warranty

### Specifications

- 8" deck mount, 1/2" NPT female inlets
- Rough in: Two 7/8" round holes on 8" centers
- Water saver spray head, 1 1/2 gpm @ 60 psi flow rate complies with EPA Act 2005
- 3/8" NPT x 18" riser pipe with hook. Pre-assembled to base at factory
- Temperature range: 40°F to 180°F
- Shipping weight: 15 lbs.
- Quantity per case: 3



Approved By: \_\_\_\_\_

Due to our commitment to continued product improvement, specifications are subject to change without notice.



100 Haul Road, Wayne, New Jersey 07470

www.krowne.com

sales@krowne.com

**Phone: 800-631-0442**

**Fax: 973-872-1129**



# 8" Deck Mount Pre-Rinse Low Lead Compliant



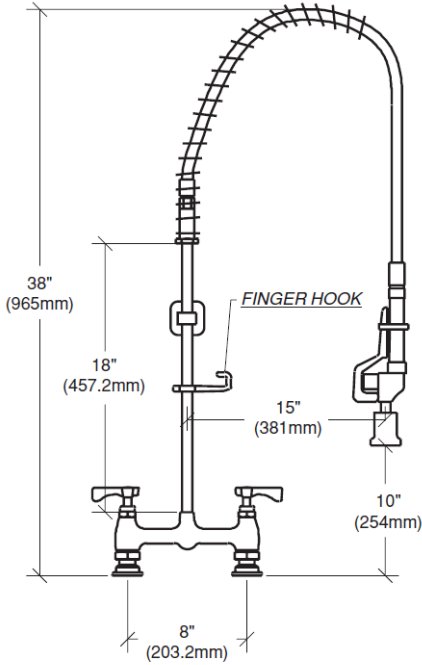
Model: **17-208WL**

Project: \_\_\_\_\_

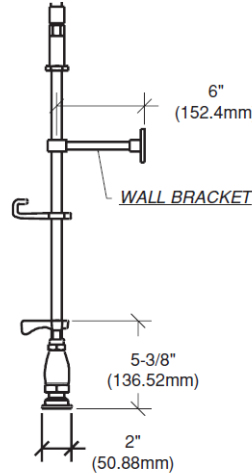
Item #: \_\_\_\_\_

Quantity: \_\_\_\_\_

Plumbing



**Front View**



**Side View**

### Parts Breakdown

21-137	Wall Bracket
21-160L	18" Riser
21-161	Spring Retainer
21-162	Spring
21-133L	44" Hose Assembly
21-164L	Grip
21-129L	Spray Valve
21-165	Hook/Screw Assembly
21-170	Ring
21-208L	8" Center Deck Base

### Standard Features

- 1/4 turn high performance ceramic cartridge valves with built-in back flow preventers
- Pre-assembled at factory to cut installation time
- 44" heavy duty stainless steel clad flexible hose. Tested to 400 psi
- Wall bracket included
- Mounting kit included (1/2" NPT x 1 1/2" male nipples with locknuts)
- Full replacement parts available
- 1 year warranty

### Specifications

- Low Lead Compliant to meet California AB-1953 and Vermont S152 standards
- 8" deck mount, 1/2" NPT female inlets
- Rough in: Two 7/8" round holes on 8" centers
- Water saver spray head, 1 1/2 gpm @ 60 psi flow rate complies with EPA Act 2005
- 3/8" NPT x 18" riser pipe with hook. Pre-assembled to base at factory
- Temperature range: 40°F to 180°F
- Shipping weight: 15 lbs.
- Quantity per case: 3



Approved By: \_\_\_\_\_

Due to our commitment to continued product improvement, specifications are subject to change without notice.

**Phone: 800-631-0442**

**Fax: 973-872-1129**

**Krowne Metal Corporation**

100 Haul Road, Wayne, New Jersey 07470

[www.krowne.com](http://www.krowne.com)

[sales@krowne.com](mailto:sales@krowne.com)