



# 18600PTBM

Self-Contained Refrigerated Pizza Prep Tables

Project \_\_\_\_\_  
 Item \_\_\_\_\_  
 Quantity \_\_\_\_\_  
 CSI Section 11400  
 Approved \_\_\_\_\_  
 Date \_\_\_\_\_

18600PTBM: Self-Contained Refrigerated Pizza Prep Tables

## Models

- 18648PTBM 48" pizza prep table, 6 1/3 pan capacity
- 18660PTBM 60" pizza prep table, 7 1/3 pan capacity
- 18672PTBM 72" pizza prep table, 9 1/3 pan capacity
- 18691PTBM 91" pizza prep table, 11 1/3 pan capacity
- 18699PTBM 99" Pizza Prep Table, 12 1/3 pan capacity
- 186114PTBM 114" pizza prep table, 14 1/3 pan capacity



18691PTBM

## Standard Features

- Top, sides and ends are constructed of 18-gauge stainless steel
- Units are mechanically cooled with diastamped openings to accommodate 12" x 20" hotel pans or fractional pans
- Pans and adapter bars by others
- Pans are recessed 2" to provide proper cooling for NSF 7
- High density environmentally friendly, Kyoto Protocol Compliant, Non ODP (Ozone Depletion Potential), Non GWP (Global Warming Potential) polyurethane foam throughout unit
- Dart style quick change gaskets
- Stainless steel removable hinged covers
- On/off switch and rail on/off is located behind the louver

- Front louver provides access and air flow to the condensing unit
- 8' long electrical cord
- Environmentally friendly HFC-404A refrigerant
- One year parts and 90 day labor standard warranty

## Options & Accessories

- Stainless steel back
- Laminate facing (full front)
- Laminate end
- Laminate back
- Tray racks
- Cutting board (.5" x 20")
- Legs, set of four or six

- Cheese grates with removable catch pans
  - 18" deep single tier stainless steel overshelf
  - 19", 27" or 32" wide refrigerated drawers (2) high, holds 6" deep pans
  - 19", 27" or 32" wide refrigerated drawers (3) high, holds 4" deep pans
  - Lock
  - 220V/50 cycle electrical system\*
  - Additional shelf (specify door size)
- \* Inclusion of this option will alter the electrical specifications of the unit

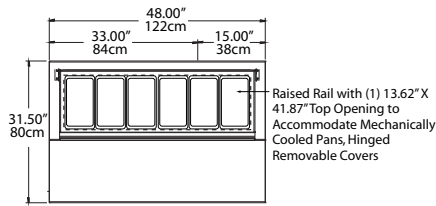
980 S. Isabella Rd.  
Mt. Pleasant, Michigan 48858

Phone: 800-733-8948 or 989-773-7981  
Fax: 800-669-0619

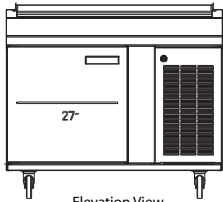
[www.delfield.com](http://www.delfield.com)



# Plan & Elevation Views

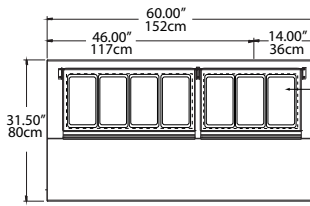


Plan View  
18648PTBM

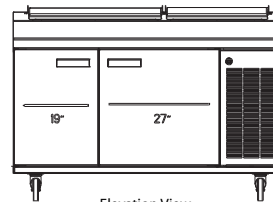


Elevation View  
18648PTBM

Raised Rail with (1) 13.62" X 41.87" Top Opening To Accommodate Mechanically Cooled Pans, Hinged Removable Covers

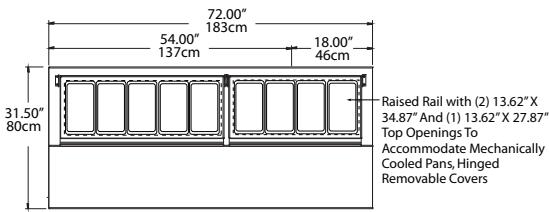


Plan View  
18660PTBM

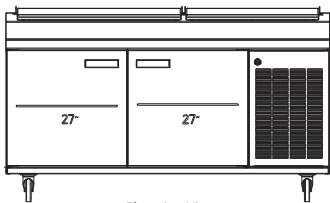


Elevation View  
18660PTBM

Raised Rail with (2) 13.62" X 27.87" And (1) 13.62" X 20.87" Top Openings To Accommodate Mechanically Cooled Pans, Hinged Removable Covers

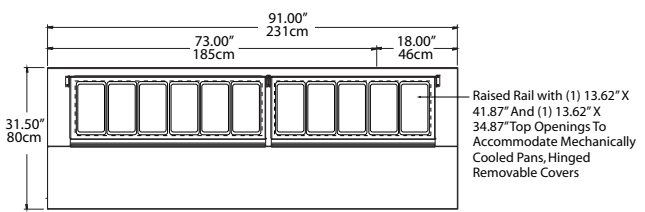


Plan View  
18672PTBM

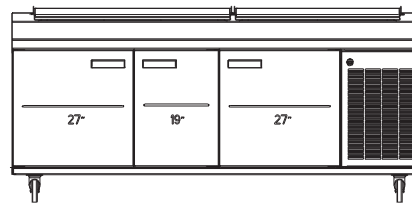


Elevation View  
18672PTBM

Raised Rail with (2) 13.62" X 34.87" And (1) 13.62" X 27.87" Top Openings To Accommodate Mechanically Cooled Pans, Hinged Removable Covers

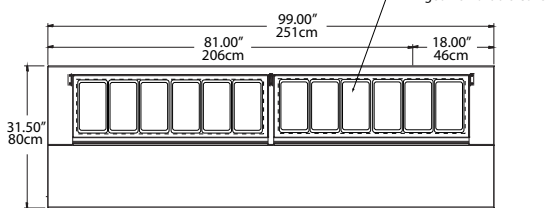


Plan View  
18691PTBM

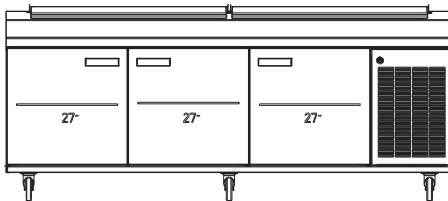


Elevation View  
18691PTBM

Raised Rail with (1) 13.62" X 41.87" And (1) 13.62" X 34.87" Top Openings To Accommodate Mechanically Cooled Pans, Hinged Removable Covers

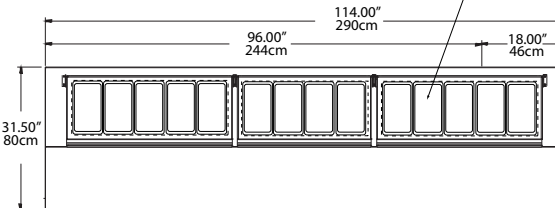


Plan View  
18699PTBM

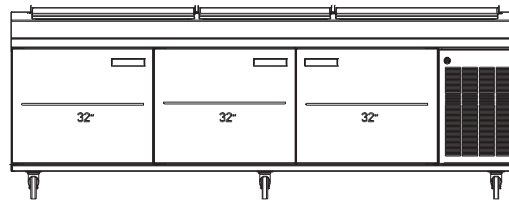


Elevation View  
18699PTBM

Raised Rail with (2) 13.62" X 41.87" Top Openings To Accommodate Mechanically Cooled Pans, Hinged Removable Covers



Plan View  
186114PTBM



Elevation View  
186114PTBM

Raised Rail with (2) 13.62" X 34.87" And (1) 13.62" X 27.87" Top Openings To Accommodate Mechanically Cooled Pans, Hinged Removable Covers

| Typical End View, All Models | Misc Dimensions, All Models   |
|------------------------------|---|
|                              | <div style="display: flex; justify-content: space-around;"> <div style="text-align: center;"> <p>Lid Height Detail<br/>All Models</p> </div> <div style="text-align: center;"> <p>19" Door, A=19.50" (50cm)<br/>27" Door, A=27.50" (70cm)<br/>32" Door, A=32.50" (83cm)</p> <p>Door Clearance Detail<br/>All Models</p> </div> </div> <div style="text-align: center; margin-top: 20px;"> <p>C = Condensing Unit<br/>J = Junction Box with 8ft (2.4m) cord and plug</p> <p>Mechanical Access Behind Louver</p> <p>Mechanical Access Plan View<br/>All Models</p> </div> |

## 18600PTBM

NOTE: Pans And Adapter Bars Are Not Included

| Specifications |               |              |                      |                      |                    |                        |      |          |      |           |              |
|----------------|---------------|--------------|----------------------|----------------------|--------------------|------------------------|------|----------|------|-----------|--------------|
| Model          | Pan Cap (1/3) | # Of Shelves | Shelf Area           | Storage Capacity     | BTU Load Base/Rail | BTU Sys. Cap Base/Rail | H.P. | V/Hz/Ph  | Amps | Nema Plug | Ship Weight  |
| 18648PTBM      | 6             | 1            | 8.39ft <sup>2</sup>  | 3.36ft <sup>3</sup>  | 470/441            | 2001/952               | 1/4  | 115/60/1 | 10.0 | 5-15P     | 520lbs/236kg |
| 18660PTBM      | 7             | 2            | 14.31ft <sup>2</sup> | 5.63ft <sup>3</sup>  | 694/617            | 2409/1208              | 1/3  | 115/60/1 | 12.0 | 5-15P     | 580lbs/263kg |
| 18672PTBM      | 9             | 2            | 16.77ft <sup>2</sup> | 7.72ft <sup>3</sup>  | 776/794            | 2967/1587              | 1/2  | 115/60/1 | 14.0 | 5-20P     | 635lbs/288kg |
| 18691PTBM      | 11            | 3            | 9.99ft <sup>2</sup>  | 22.82ft <sup>3</sup> | 1062/1058          | 3537/1865              | 1/2  | 115/60/1 | 14.0 | 5-20P     | 770lbs/349kg |
| 18699PTBM      | 12            | 3            | 11.58ft <sup>2</sup> | 25.87ft <sup>3</sup> | 1144/1147          | 3537/1945              | 1/2  | 115/60/1 | 14.0 | 5-20P     | 805lbs/365kg |
| 186114PTBM     | 14            | 3            | 14.11ft <sup>2</sup> | 30.9ft <sup>3</sup>  | 1297/1323          | 5169/2433              | 3/4  | 115/60/1 | 14.0 | 5-20P     | 927lbs/420kg |

Delfield reserves the right to make changes to the design or specifications without prior notice.



# 18600PTBM

## Self-Contained Refrigerated Pizza Prep Tables

### Specifications

**Exterior Top:** Constructed of one-piece 18-gauge stainless steel, with integral 2.12" (5.4cm) high square nosing at the front. Top has a mechanically cooled refrigerated raised rail at the rear with openings to accommodate pans (provided by others). Rail interior is 22-gauge stainless steel. Raised rail openings have 18-gauge stainless steel removable lids. Unit is equipped with separate expansion valve and on/off switch for refrigerated rail. Temperature in top openings maintains 33°F (1°C) to 41°F (5°C) with pans recessed 2" (5.1cm) at 86°F ambient room temperature, meeting NSF 7 requirements.

**Exterior Back and Bottom:** 24-gauge galvanized steel. Exterior ends are finished with stainless steel.

**Base Interior:** Stainless steel back and bottom. Base interior sides and door frames are thermoformed ABS plastic. Each interior door section has (1) 25" (63.5cm) deep removable epoxy coated wire shelf. Base is insulated with 2" (5.1cm) high density foamed in place environmentally friendly, Kyoto Protocol Compliant, Non ODP (Ozone Depletion Potential), Non GWP (Global Warming Potential) polyurethane. End of base has a machine compartment with condensing unit installed.

**Door(s):** 22-gauge stainless steel exterior front, with a thermoformed ABS plastic interior liner.

**Refrigeration System:** HFC-404A refrigerant. Cabinet has (1) blower coil assembly with expansion valve on 48", 60" and 72" models, located in coil housing. 91", 99" and 114" models have (2) blower coil assemblies with expansion valves, located in coil housing. Base is equipped with independently controlled thermostat, solenoid valve and condensate evaporator. Refrigerated base maintains temperature of 36°F (2°C) to 40°F (4°C). Recessed on/off switches for rail and base are located behind the louvered panel.

**Electrical Connections:** 115 volt, 60 Hertz, single phase. Unit is wired with 3-wire, grounded, maximum 8' (2.4m) cord and plug.

**Casters:** Equipment is mounted on 5" (12.7cm) diameter casters; overall height of casters is 6.13" (15.6cm).



980 S. Isabella Rd.  
Mt. Pleasant, Michigan 48858

Phone: 800-733-8948 or 989-773-7981  
Fax: 800-669-0619  
www.delfield.com

Printed in the U.S.A.  
DS18PTBM  
10/10

