

# RANDELL®

## Upright Reach-In Single Glass Door Freezer models 2011F

### Description:

Randell Series 2000 Upright are built for years of efficient, high performance service. The top mounted, expansion valve refrigeration system offers the highest, most consistent performance available while maximizing usable interior space.

### Specifications:

**CABINET EXTERIOR:** Cabinet body is constructed of all metal, inside & out. The top, bottom, & back are galvanized steel. Front and sides are available in finishes as listed above. Door and louver are removable without tools. Unit on 6" casters, front two are locking.

**CABINET INTERIOR:** Interior of cabinet is fully covered to meet N.S.F. standard #7. The interior walls, ceiling and door liner are available in either stainless steel or anodized aluminum as listed above. Foamed in place, CFC free urethane insulation. Snap-in A.B.S. breaker strips allow access to condensate heater wires.

**DOORS:** Glass front with either anodized aluminum or stainless steel liner, mounted on heavy duty cam lift hinges with automatic light switch, heavy duty chrome handle, cylinder door lock.

**REFRIGERATION:** Top mounted condensing unit and evaporator coil, expansion valve system with pressure control, factory tested and balanced to maintain (0° F. to -5° F.) average interior temperature utilizing CFC free 404a refrigerant. Evaporator coil is coated to resist corrosion. Unit supplied with master on/off switch and 8' cord and plug. Access to service points without tools is standard. Provided with full automatic coil defrost with programmable timer and safety switches.

### Finishes:

- Standard Series** Louver: Stainless steel.  
Exterior Sides: Anodized aluminum. Interior: Anodized aluminum
- E Series (Add Suffix "E")** Cabinet interior, exterior sides and fronts stainless steel.

### Standard Features:

- Expansion Valve
- Digital Control
- Exterior LED Temperature Display
- Top mounted Compressor & Evaporator Coil

model 2011F shown



### Standard Features Continued:

- C.F.C. Free R-404a Refrigerant
- Efficient Hot Gas Condensate Evaporator
- Full Automatic Coil Defrost With Programmable Timer and Safety Switches
- 8' Cord & Plug
- Main Power Supply Switch
- Self-Closing Cam Lift Hinges with 120° Open Feature (Lifetime Warranty)
- Automatic Interior Light for door
- 6" Casters - Factory Mounted (Front two Locking)
- Cylinder Door Locks
- Polyurethane Insulation
- Snap-In Magnetic Door Gaskets
- Condensate Heaters Around All Door Openings
- 3 Baked Epoxy Coated Wire Shelves With Stainless Steel Support Clips (Adjustable every 1")
- Fully Coved Interior Meeting N.S.F. Standard #7

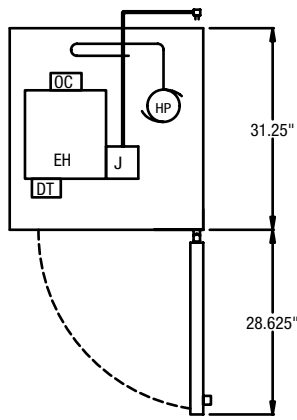
### Options & Accessories:

- Universal Tray Slides (set of two) Qty. \_\_\_\_\_ Sets \_\_\_\_\_
- 1/2 Doors
- 6" Legs
- Extra Interior Shelves Qty. \_\_\_\_\_  
(maximum of (23) or (20) additional on 1.5" centers-leaves 1" clear)
- Finished Back
- Export Voltage(s) Specify Voltage \_\_\_\_\_
- Prison Package

### Refrigeration Type (Add Suffix "R"):

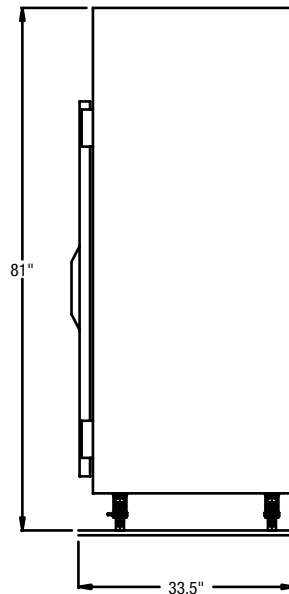
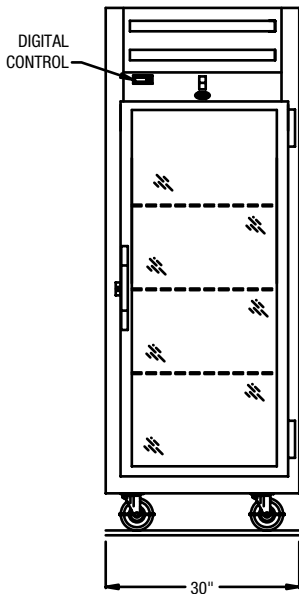
- Remote





**LEGEND FOR MODEL # 2011F**  
 2120 BTU/Hr  
 1/2hp  
 COMPRESSOR  
 (HP)  
 JUNCTION BOX  
 115V/60Hz/1Ph  
 9.3 Amps  
 (J)  
 9' LONG CORD SET  
 (NEMA 5-20P)  
 EH EVAPORATOR  
 HOUSING  
 DT DEFROST  
 TIMER  
 OC CONDENSATE  
 DRAIN 1/2"

— HOT GAS  
 — CONDENSATE  
 — EVAPORATOR



**TRAYSLIDE CAPACITIES**

**Universal Pan Slides .... Model....RIUNIVPS** - set of two.  
 For 12 x 20 food pans or 18 x 26 sheet pans.

Maximum capacity of 12" x 20" food pans per full height section:  
 (6) 6" deep pans, (8) 4" deep pans, (18) 2" deep pans.

Maximum capacity of 18" x 26" sheet pans with 2" spacing is (22).

FOR REMOTE MODELS				
Use same specifications as self-contained models except for:				
Model No.	Rec. H.P.	Rec. BTU/Hr.	Amp.	Ship Wt.
2011FR glass door	1/2	2120	7	345

Note: All remote Upright come standard on 6" legs in lieu of casters.

SELF-CONTAINED SINGLE SECTION FREEZERS													
Model	L	D	H	Doors	Cu./Ft.	Shelves	Shelves Sq. Ft.	HP	Volt	Amps	NEMA	BTU Rating	Ship Wt.
2011F glass door	30"	33 1/2"	81.25"	1	24	3	11.75	1/2	115/60/1	9.3	5-15P	2120*	425

\*Based on 90° ambient and -10° evaporator.



1055 Mendell Davis Drive, Jackson, MS 39272, 888-994-7636, unifiedbrands.net  
 Information contained in this document is known to be current and accurate at the time of printing/creation. Unified Brands recommends referencing our product line websites, unifiedbrands.net, for the most updated product information and specifications.  
 A City Discount