

# RANDELL®

## Upright Reach-In Double Glass Door Refrigerator models 2021

### Description:

Randell Series 2000 Upright are built for years of efficient, high performance service. The top mounted, expansion valve refrigeration system offers the highest, most consistent performance available while maximizing usable interior space.

### Specifications:

**CABINET EXTERIOR:** Cabinet body is constructed of all metal, inside & out. The top, bottom, & back are galvanized steel. Front and sides are available in finishes as listed above. Doors and louver are removable without tools. Unit on 6" casters, front two are locking.

**CABINET INTERIOR:** Interior of cabinet is fully covered to meet N.S.F. standard #7. The interior walls, ceiling and door liner are available in either stainless steel or anodized aluminum as listed above. Foamed in place, CFC free urethane insulation. Snap-in A.B.S. breaker strips.

**DOORS:** Glass front with either anodized aluminum or stainless steel liner, mounted on heavy duty cam lift hinges with automatic light switch, heavy duty chrome handle, cylinder door lock.

**REFRIGERATION:** Top mounted condensing unit and evaporator coil, expansion valve system with thermostatic control, factory tested and balanced to maintain 38° F. average interior temperature utilizing CFC free 134a refrigerant. Evaporator coil is coated to resist corrosion. Unit supplied with master on/off switch and 8' cord and plug. Access to service points without tools is standard.

### Finishes:

- Standard Series** Louver: Stainless steel.  
Exterior Sides: Anodized aluminum. Interior: Anodized aluminum
- E Series (Add Suffix "E")** Cabinet interior, exterior sides and fronts stainless steel.

### Standard Features:

- Expansion Valve
- Exterior LED Temperature Display
- Top mounted Compressor & Evaporator Coil
- C.F.C. Free R-134a Refrigerant
- Efficient Hot Gas Condensate Evaporator

model 2020 shown



### Standard Features Continued:

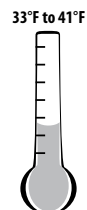
- Automatic Defrost
- 8' Cord & Plug
- Main Power Supply Switch
- Self-Closing Cam Lift Hinges with 120° Open Feature (Lifetime Warranty)
- Automatic Interior Light on door
- 6" Casters - Factory Mounted (Front two Locking)
- Cylinder Door Locks
- Fully Coved Interior Meeting N.S.F. Standard #7
- Polyurethane Insulation
- 3 Baked Epoxy Coated Wire Shelves Per Section With Stainless Steel Support Clips (Adjustable every 1")
- Snap-In Magnetic Door Gaskets

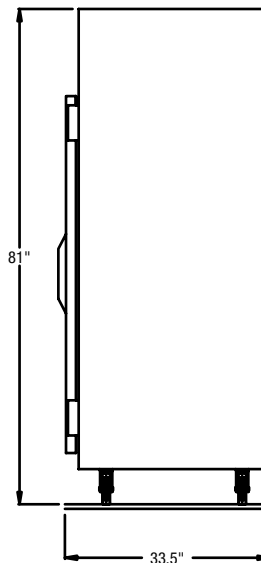
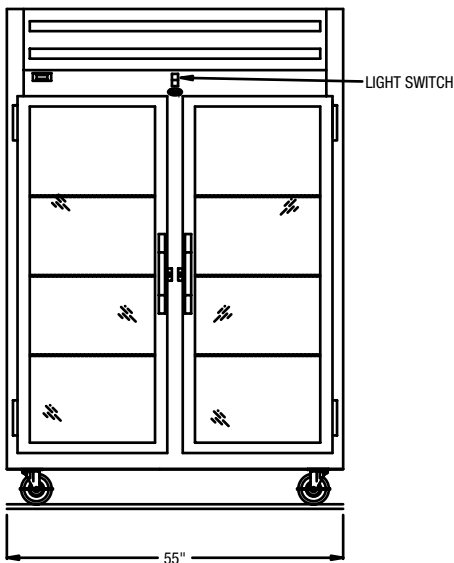
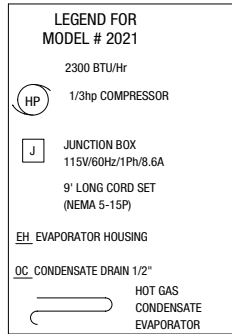
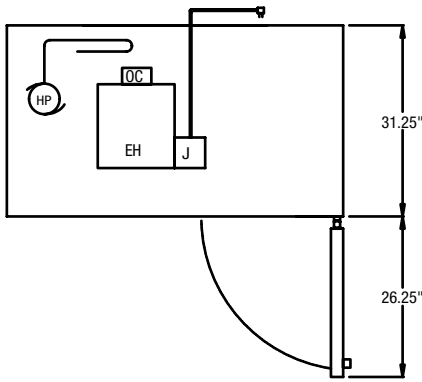
### Options & Accessories:

- Universal Tray Slides (set of two) Qty. \_\_\_\_\_ Sets \_\_\_\_\_
- 1/2 Doors Qty. \_\_\_\_\_ Location \_\_\_\_\_
- 6" Legs
- Extra Interior Shelves Qty. \_\_\_\_\_  
(maximum of (23) or (20) additional on 1.5" centers-leaves 1" clear)
- Finished Back
- Export Voltage(s) Specify Voltage \_\_\_\_\_
- Prison Package

### Refrigeration Type (Add Suffix "R"):

- Remote





**TRAYSLIDE CAPACITIES**

**Universal Pan Slides .... Model....RIUNIVPS** - set of two.  
For 12 x 20 food pans or 18 x 26 sheet pans.

Maximum capacity of 12" x 20" food pans per full height section:  
(6) 6" deep pans, (8) 4" deep pans, (18) 2" deep pans.

Maximum capacity of 18" x 26" sheet pans with 2" spacing is (22).

**FOR REMOTE MODELS**

Use same specifications as self-contained models except for:

| Model No.        | Rec. H.P. | Rec. BTU/Hr. | Amps. | Ship Wt. |
|------------------|-----------|--------------|-------|----------|
| 2021R glass door | 1/3       | 2300         | 5     | 545      |

Note: All remote Upright come standard on 6" legs in lieu of casters.

**SELF-CONTAINED SINGLE SECTION REFRIGERATORS**

| Model           | L   | D       | H      | Doors | Cu./Ft. | Shelves | Shelves Sq. Ft. | HP  | Volt     | Amps | NEMA  | BTU Rating | Ship Wt. |
|-----------------|-----|---------|--------|-------|---------|---------|-----------------|-----|----------|------|-------|------------|----------|
| 2021 glass door | 55" | 33 1/2" | 81.25" | 2     | 46.08   | 6       | 26              | 1/3 | 115/60/1 | 8.6  | 5-15P | 2300*      | 595      |

\*Based on 90° ambient and -10° evaporator.

