

# RANDELL®

## Upright Sliding Door Refrigerator models 2022

model  2022  2022P

### Description:

Randell Series 2000 Upright are built for years of efficient, high performance service. The top mounted, expansion valve refrigeration system offers the highest, most consistent performance available while maximizing usable interior space.

### Finishes:

- Standard Series Doors/Louvers:** Stainless steel.  
**Exterior Sides:** Anodized aluminum. **Interior:** Anodized aluminum
- E Series** Cabinet interior, exterior sides, fronts, and doors stainless steel.

### Specifications:

**CABINET EXTERIOR:** Cabinet body is constructed of all metal, inside & out. The top, bottom, & back are galvanized steel. Front and sides are available in finishes as listed above. Doors and louvers are stainless steel. Both the doors and louver are removable without tools. Unit on 6" casters, front two are locking.

**CABINET INTERIOR:** Interior of cabinet is fully covered to meet N.S.F. standard #7. The interior walls, ceiling and door liner are available in either stainless steel or anodized aluminum as listed above. Foamed in place, CFC free urethane insulation. Snap-in A.B.S. breaker strips allow access to condensate heater wires.

**DOORS:** Doors to be thermalpane glass on rollers with extruded aluminum frames, nylon track and self-closing mechanism requiring no lubrication and allowing door removal without use of tools. Locks, keyed alike, are standard.

**REFRIGERATION:** Top mounted condensing unit and evaporator coil, expansion valve system with thermostatic control, factory tested and balanced to maintain 38° F. average interior temperature utilizing CFC free 134a refrigerant. Evaporator coil is coated to resist corrosion. Unit supplied with master on/off switch and 8' cord and plug. Access to service points without tools is standard.

model 2022 shown

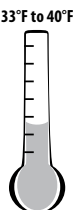


### Standard Features:

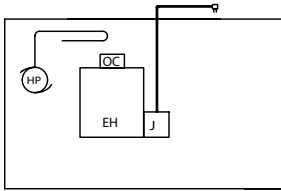
- Expansion Valve
- Exterior LED Temperature Display
- Top mounted Compressor & Evaporator Coil
- C.F.C. Free R-134a Refrigerant
- Efficient Hot Gas Condensate Evaporator
- Automatic Defrost
- 8' Cord & Plug
- Main Power Supply Switch
- 6" Casters - Factory Mounted (Front two Locking)
- Polyurethane Insulation
- 3 Baked Epoxy Coated Wire Shelves Per Section With Stainless Steel Support Clips (Adjustable every 1")
- Snap-In Magnetic Door Gaskets
- Fully Coved Interior Meeting N.S.F. Standard #7

### Options & Accessories:

- Universal Tray Slides (set of two) Qty. \_\_\_\_\_ Sets \_\_\_\_\_
- \*1/2 Doors  Solid  Glass Qty. \_\_\_\_\_ Location \_\_\_\_\_
- 6" Legs
- Remote (Add Suffix "R")
- Extra Interior Shelves Qty. \_\_\_\_\_  
(maximum of (23) or (20) additional on 1.5" centers-leaves 1" clear)
- Finished Back
- Export Voltage(s) Specify Voltage \_\_\_\_\_
- Prison Package

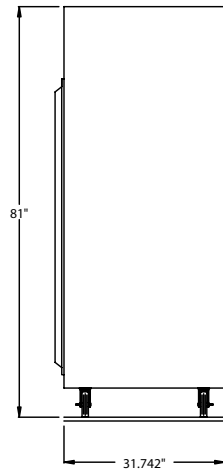
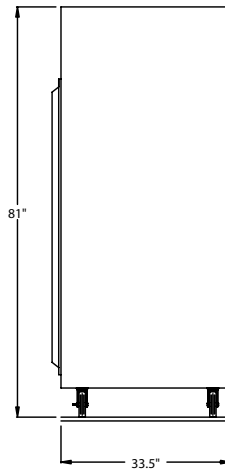
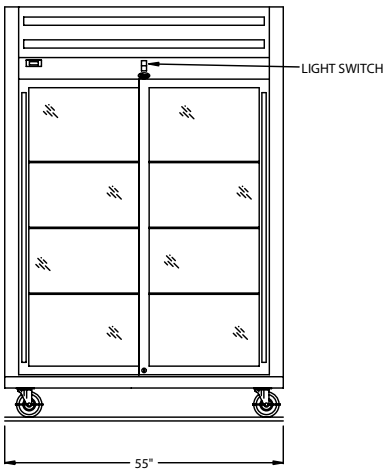


\*Split doors option available on 2022P only.



**LEGEND FOR MODEL # 2022**  
 2300 BTU/Hr  
 HP 1/3hp COMPRESSOR  
 J JUNCTION BOX  
 115V/60Hz/1Ph  
 8.6 Amps  
 9' LONG CORD SET (NEMA 5-15P)  
 EH EVAPORATOR HOUSING  
 OC CONDENSATE DRAIN 1/2"  
 HOT GAS CONDENSATE EVAPORATOR

**LEGEND FOR MODEL # 2022P**  
 4400 BTU/Hr  
 HP 1/2hp COMPRESSOR  
 J JUNCTION BOX  
 115V/60Hz/1Ph  
 11.7 Amps  
 9' LONG CORD SET (NEMA 5-15P)  
 EH EVAPORATOR HOUSING  
 OC CONDENSATE DRAIN 1/2"  
 HOT GAS CONDENSATE EVAPORATOR



MODEL #2022



**TRAYSLIDE CAPACITIES**

**Universal Pan Slides .... Model....RIUNIVPS** - set of two.  
 For 12 x 20 food pans or 18 x 26 sheet pans.

Maximum capacity of 12" x 20" food pans per full height section:  
 (6) 6" deep pans, (8) 4" deep pans, (18) 2" deep pans.

Maximum capacity of 18" x 26" sheet pans with 2" spacing is (22).

FOR REMOTE MODELS				
Use same specifications as self-contained model except for:				
Model No.	Rec. H.P.	Rec. BTU/Hr.	Amp.	Ship Wt.
2022R	1/3	2300	5	555
2022PR	1/3	2300	5	555

Note: All remote Upright come standard on 6" legs in lieu of casters.

SELF-CONTAINED SLIDING GLASS DOOR MODELS													
Model	L	D	H	Doors	Cu./Ft.	Shelves	Shelves Sq. Ft.	HP	Volt	Amps	NEMA	BTU Rating	Ship Wt.
2022	55"	33 1/2"	81.25"	2	46.08	6	26	1/3	115/60/1	8.6	5-15P	2300*	605
2022P pass-thru	55"	33 1/2"	81.25"	4	46.08	6	26	1/2	115/60/1	11.7	5-15P	4400*	605

\*Based on 90° ambient and -10° evaporator.



1055 Mendell Davis Drive, Jackson, MS 39272, 888-994-7636, unifiedbrands.net  
 Information contained in this document is known to be current and accurate at the time of printing/creation. Unified Brands recommends referencing our product line websites, unifiedbrands.net, for the most updated product information and specifications.  
 A City Discount

