



**John
BOOS**
Since 1887

ITEM #: _____ QTY: _____
 MODEL #: _____
 PROJECT NAME: _____

3601 S. Banker St. Effingham, IL 62401 • P.O. BOX 609 • Ph: (888) 431-2667 • Fax: (800) 433-2667

"3PB" PRO-BOWL COMPARTMENT SINKS 16GA



3 COMPARTMENT - STAINLESS STEEL BASE

FEATURES:

- STANDARD 16GA TYPE 300 STAINLESS STEEL WITH #4 POLISH, SATIN FINISH
- 12" & 14" DEEP BOWLS
- ALL CORNERS, BOTH VERTICAL AND HORIZONTAL, COVERED AT 5/8" RADIUS
- BOTTOMS OF BOWLS FORMED FOR DRAINAGE TO 3-1/2" DIAMETER DIE STAMPED OPENING
- FULL LENGTH **10" HIGH BOXED BACKSPLASH**, WITH 2" RETURN TO WALL AT 45 DEGREE AND 3/4" TURNED DOWN REAR LIP
- 8" ON-CENTER, 1-1/8" FAUCET HOLES IN BACKSPLASH
- SOLID STAINLESS STEEL FRONT PANEL, TYPE 300 STAINLESS STEEL WITH #4 POLISH, SATIN FINISH
- ALL OUTSIDE CORNERS OF ASSEMBLY ARE BULLNOSED TO PROVIDE SAFE, CLEAN, AND POLISHED EDGE

MATERIAL:

- BOWLS & TOP: 16GA TYPE 300 STAINLESS STEEL WITH #4 POLISH, SATIN FINISH
- LEGS: 1-5/8" ROUND O.D. STAINLESS STEEL
- BRACING: 1-1/4" ROUND O.D. STAINLESS STEEL
- GUSSETS: STAINLESS STEEL
- FEET: 1" ADJUSTABLE STAINLESS STEEL BULLET FEET



CONSTRUCTION:

- TOP: STAINLESS STEEL SINKS ARE TIG WELDED, EXPOSED WELDS ARE POLISHED TO MATCH ADJACENT SURFACE
- BASE: STAINLESS STEEL BASES, STANDARD K.D.

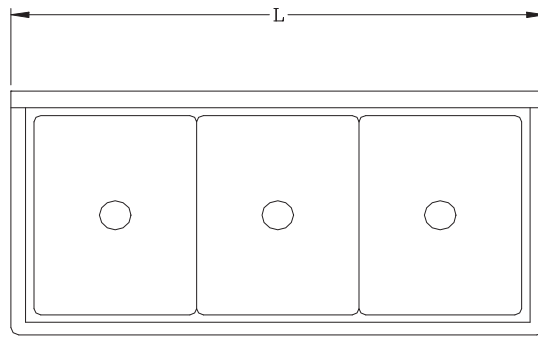
16GA - "3PB" PRO-BOWL SERIES SINK

12" DEEP	QTY	14" DEEP	QTY
3PB1618		3PB16184	
3PB18		3PB184	
3PB1824		3PB18244	
3PB24		3PB244	
3PB3024		3PB30244	

OPTIONAL ACCESSORIES

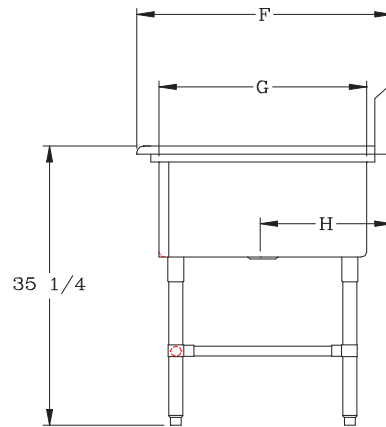
DESCRIPTION	QTY
END SPLASHES, R, L, OR BOTH	
FAUCETS	
ADD-A-FAUCETS	
PRE-RINSE UNITS	
LEVEL WASTE	
OVERSHELVES	
POT RACK	

DETAILED SPECIFICATIONS



BOWLS

BOWL SIZE	F	G	H
16" X 18"	23-1/2"	18"	11-15/16"
16" X 20"	25-1/2"	20"	12-15/16"
18" X 18"	23-1/2"	18"	11-15/16"
18" X 24"	29-1/2"	24"	14-15/16"
24" X 24"	29-1/2"	24"	14-15/16"
30" X 24"	29-1/2"	24"	14-15/16"



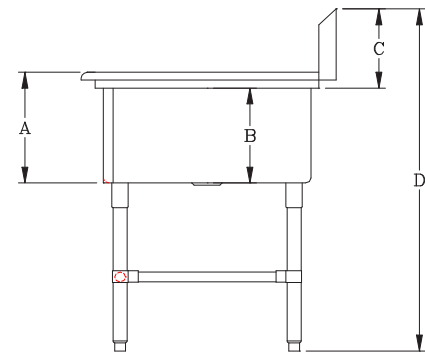
(12" DEEP) 16GA - "3PB" PRO-BOWL SERIES SINK

MODEL	BOWL SIZE	DIMENSIONS	DB	WT. (LBS)
3PB1618	16" X 18" X 12"	53-1/8" X 23-1/2"	-	100
3PB18	18" X 18" X 12"	59-1/8" X 23-1/2"	-	108
3PB1824	18" X 24" X 12"	59-1/8" X 29-1/2"	-	122
3PB24	24" X 24" X 12"	77-1/8" X 29-1/2"	-	147
3PB3024	30" X 24" X 12"	95-1/8" X 29-1/2"	-	172

	12" DEEP	14" DEEP
A	14"	16"
B	12"	14"
C	10"	10"
D	43"	43"

(14" DEEP) 16GA - "3PB" PRO-BOWL SERIES SINK

MODEL	BOWL SIZE	DIMENSIONS	DB	WT. (LBS)
3PB16184	16" X 18" X 14"	53-1/8" X 23-1/2"	-	109
3PB184	18" X 18" X 14"	59-1/8" X 23-1/2"	-	117
3PB18244	18" X 24" X 14"	59-1/8" X 29-1/2"	-	132
3PB244	24" X 24" X 14"	77-1/8" X 29-1/2"	-	159
3PB30244	30" X 24" X 14"	95-1/8" X 29-1/2"	-	186



SOME UNITS SHIP UNASSEMBLED FOR REDUCED SHIPPING COST. ALL DIMENSIONS ARE TYPICAL. TOLERANCE +/- .500"
 John Boos & Co. is constantly engaged in a program of improving products and therefore reserves the right to change specifications without prior notice.



3601 S. Banker St. • Effingham, IL 62401 • PO BOX 609 • quotes@johnboos.com



www.johnboos.com