

# MEDIUM DUTY - 500 LB. (230 KG) CAPACITY




## TUBULAR UTILITY CARTS | STAINLESS STEEL NSF

Transporting | Medium Duty



Model #243

- ▶ What qualifies these carts for the 500 lb. Medium Duty rating:
  - Tubular frame incorporates handles with U-frame construction for structural strength.
  - 20 gauge stainless steel shelves have reinforced edges for heavy loads and load drops. Legs are 16 gauge stainless.
  - Extra load casters with cushion tread non-marking wheels (Models 243 & 244).
- ▶ Easy-to-clean and sanitize, simply steam clean or wipe down.
- ▶ All models are NSF listed.

Model	# of	Shelf Description		Overall Size			Lake-Glide® Casters		Case Weight		Case Cube		FedEx UPS
		Size	Clearance	W	L	H	Type	Dia.	Lbs.	(Kg)	Cu. ft.	(m <sup>3</sup> )	
<b>All Stainless Steel</b>													
210	2	15 <sup>1</sup> / <sub>2</sub> " x 24" (394 x 610)	18 <sup>3</sup> / <sub>4</sub> " (476)	17 <sup>1</sup> / <sub>2</sub> " (445)	27" (686)	35 <sup>3</sup> / <sub>4</sub> " (908)	All swivel	4" (102)	31	(14)	10.9	(.42)	NA
211	3	15 <sup>1</sup> / <sub>2</sub> " x 24" (394 x 610)	9 <sup>1</sup> / <sub>2</sub> " (241)	17 <sup>1</sup> / <sub>2</sub> " (445)	27" (686)	35 <sup>3</sup> / <sub>4</sub> " (908)	All swivel	4" (102)	36	(16.3)	10.9	(.42)	NA
221	2	18" x 27" (457 x 686)	18 <sup>3</sup> / <sub>4</sub> " (476)	20" (508)	30" (762)	35 <sup>3</sup> / <sub>4</sub> " (908)	All swivel	4" (102)	36	(16.3)	10.9	(.42)	NA
222	3	18" x 27" (457 x 686)	9 <sup>1</sup> / <sub>2</sub> " (241)	20" (508)	30" (762)	35 <sup>3</sup> / <sub>4</sub> " (908)	All swivel	4" (102)	43	(19.5)	10.9	(.42)	NA
243	2	21" x 33" (533 x 838)	21 <sup>1</sup> / <sub>2</sub> " (546)	22" (559)	36" (914)	40 <sup>5</sup> / <sub>8</sub> " (1032)	All swivel No-Mark®, cushion tread	5" (127)	55	(25)	10.9	(.42)	NA
244	3	21" x 33" (533 x 838)	10 <sup>3</sup> / <sub>4</sub> " (273)	22" (559)	36" (914)	40 <sup>5</sup> / <sub>8</sub> " (1032)	All swivel No-Mark, cushion tread	5" (127)	66	(29.9)	10.9	(.42)	NA
<b>Chrome Plated Legs/Frame</b>													
472	2	15 <sup>1</sup> / <sub>2</sub> " x 24" (394 x 610)	18 <sup>3</sup> / <sub>4</sub> " (476)	17 <sup>1</sup> / <sub>2</sub> " (445)	27" (686)	35 <sup>3</sup> / <sub>4</sub> " (908)	All swivel	4" (102)	32	(14.5)	27.4	(1.1)	NA
473	3	15 <sup>1</sup> / <sub>2</sub> " x 24" (394 x 610)	9 <sup>1</sup> / <sub>2</sub> " (241)	17 <sup>1</sup> / <sub>2</sub> " (445)	27" (686)	35 <sup>3</sup> / <sub>4</sub> " (908)	All swivel	4" (102)	37	(16.8)	27.4	(1.1)	NA
479	3	15 <sup>1</sup> / <sub>2</sub> " x 24" (394 x 610)	9 <sup>7</sup> / <sub>8</sub> " (229)	17 <sup>1</sup> / <sub>2</sub> " (445)	27" (686)	35" (889)	All swivel	4" (102)	43	(19.5)	3.6	(.1)	OK 
489	3	18" x 27" (457 x 686)	9 <sup>7</sup> / <sub>8</sub> " (229)	20" (508)	27" (686)	35" (889)	All swivel	4" (102)	50	(22.7)	4.5	(.1)	OK 
492	2	21" x 33" (533 x 838)	21 <sup>1</sup> / <sub>2</sub> " (229)	23" (584)	36" (914)	40 <sup>1</sup> / <sub>8</sub> " (1019)	All swivel	5" (127)	53	(24)	27.4	(1.1)	NA
493	3	21" x 33" (533 x 838)	10 <sup>3</sup> / <sub>4</sub> " (273)	23" (584)	36" (914)	40 <sup>1</sup> / <sub>8</sub> " (1019)	All swivel	5" (127)	67	(30.4)	27.4	(1.1)	NA
499	3	21" x 33" (533 x 838)	9 <sup>7</sup> / <sub>8</sub> " (229)	23" (584)	36" (914)	37" (940)	All swivel	5" (127)	65	(29.5)	5.5	(.2)	OK 


OPTIONS | Detachable silverware & waste boxes with adapter bars (fits over tubular handle), see page 42.

Round corner bumpers set of four.

Lake-Glide Casters 4" (2 brake) for models 210, 211, 221, 222, 472, 473.

Lake-Glide Casters 5" (2 brake) for models 243, 244, 492, 493.

Sta-Clean® vinyl covers available.

 Denotes knocked down, shipped unassembled.

**Freight Class: 125**

