



# SaniServ®

An AFFINIS GROUP Company

Item No. \_\_\_\_\_  
 Quantity \_\_\_\_\_  
 Job Name \_\_\_\_\_

*Designed For Higher Volume Applications*

Five – 16 oz. Servings per Minute per side  
 and 20 Quart Capacity per side

**Great for Restaurants, Buffets, & Ice Cream Shops**

## **Model 624**

**Floor Model  
 Twin Flavor  
 Shake Machine**

The **SaniServ** Model 624 Floor Model Frozen Beverage Machine provides not one but two favorite shake flavors in a high production floor model machine! The output and versatility of the 624 means owners and operators can choose two of their best sellers and because each side of the machine utilizes its own 2 HP refrigeration system, customers are always insured of getting their favorites! Add a pair of spinners for each side and the shake flavor choices are endless!

### **Heavy Duty**

**Floor Model Design** – **SaniServ** model 624 provides a high volume of milk shakes in the traditional floor model design. Operators will enjoy the ease of operation and the ability to utilize the 624's versatility to provide the different types of shakes that customers enjoy!

### **Easy Cleaning and Operation**

**Fewer Parts = Simplified Cleaning** – **SaniServ** equipment is designed and built with the fewer parts to be disassembled, cleaned and sanitized than any other machine in the industry.

### **High Return on Investment**

**Increased Profits** – **SaniServ** machines combine efficiency with consistent product quality and fast quiet operation while insuring customer satisfaction with high profit ice cream or yogurt products.

### **Quality Design**

**Durability** – **SaniServ** machines are built to achieve long and dependable life through simplicity of design. Every machine is shipped standard with a stainless steel exterior, durable steel

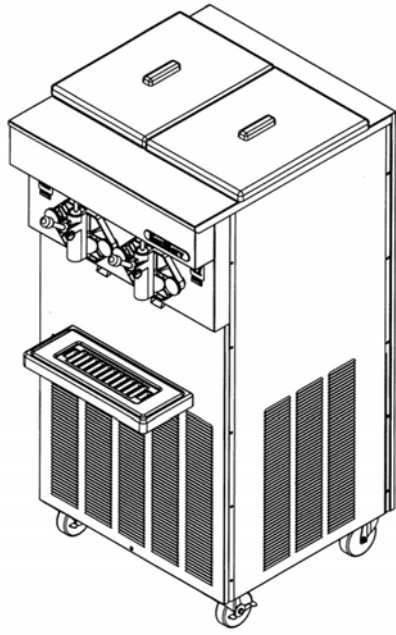


Made in the USA

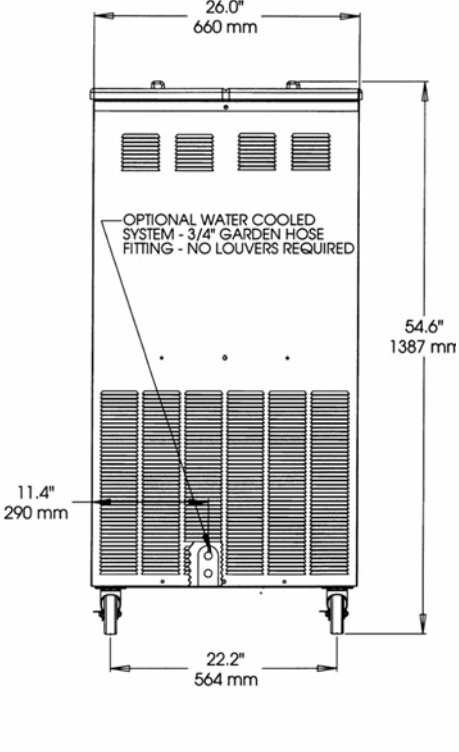
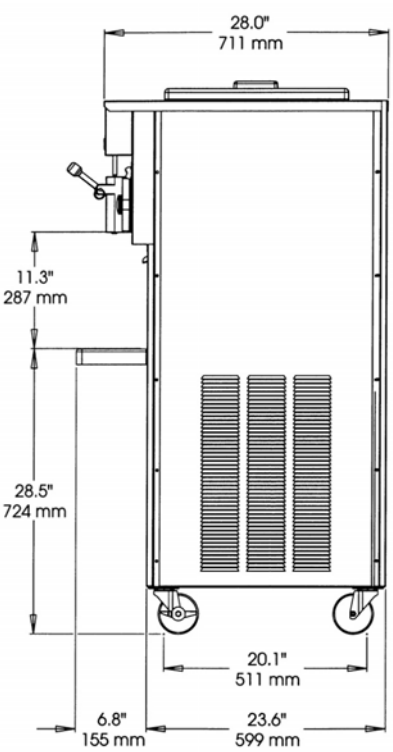
# SaniServ Model 624

## Floor Model Twin Shake Freezer

For sales information contact:



Minimum Wall Clearance  
Both Sides and Back -  
6 inches (152 mm)



ELECTRICAL				WIDTH INCHES (mm)	HEIGHT INCHES (mm)	DEPTH INCHES (mm)	WEIGHT LBS. (Kg)	VOLUME CU FT. (cu. m.)
VOLTS	Hz	Ph.	Amps					
208-230	60	1	2x20	26 (660)	54.6 (1387)	28 (711)	575 (261)	
208-230	60	3	2x20					
Shipping Specifications				37 (940)	60 (1524)	41 (1024)	633 (287)	52.7 (1.49)

**Specifications:**

**Cooling System:** Air or Water

**Dasher and Compressor Motors:**  
(2) 1 HP Dasher  
(2) 2 HP Compressor

**Refrigerant Type:** R404A

**Features:**

**Evaporator and Mix Reservoir Capacity:** 20 Quarts (18.9 liters)

**Dasher:** Heavy-Duty Stainless Steel with low friction scraper blades.

**Controls:** Automatic consistency controls for improved consistency.

**Solid State Automatic Visual Mix Out System**

**Warranty:**

Parts 1 year  
Compressor 5 years  
Evaporator 5 years

**Options:**

- Tune Up Kit
- Parts Tray
- Syrup Rail
- Drink Spinner
- Water Cooled - 3/4" Garden Hose Fitting
- Wash Out Kit - 3/8" Flare Fitting
- Export Voltages

We reserve the right to change specifications and product design without notice. Such revisions do not entitle the buyer to corresponding changes, improvements, additions or replacements for previously purchased equipment.