

Hydration Cart

Mobile Hydration & Nutrition Cart

Models 690-10, 690-20, 690-30, 690-40

Provide Vital Patient/Resident Hydration And Snacks Efficiently

- Provide vital patient/resident hydration as required by federal mandates
- Encourages impulse fluid consumption when placed in communal areas
- Ideal for room service or as a mobile hospitality station for recreation areas
- Doubles as a snack vending cart, and increases fluid consumption by offering a variety of beverages, along with healthy snacks
- Saves labor by eliminating repeated trips to storage areas. All essential items can be stored on board
- Four configurations to accommodate various operations
- Convenient built-in cup dispensers
- Top and one interior compartment feature utectic chilled storage
- Available in nine textured and solid color finishes to match any decor
- Rolls easily and quietly on all types of floor surfaces on 5" cushion tread casters



Model 690-10

Specifications

Shall be Lakeside Model 691__ (10, 20, 30, 40), and shall be of welded stainless steel construction, with decorative laminate exterior and sliding doors. Unit shall feature a top of 3/4" MDF board with durable laminate surface and 2" high-density polyethylene rails on three sides. Unit cabinet shall be of 18 gauge stainless steel. Doors shall be of high-density resin particle board with laminate finish. Interior storage shall be easy to clean and sanitize stainless steel. Choice of standard laminate exterior/door finishes shall be included. Casters shall be heavy-duty 5" all-swivel, with rounded cushion tread non-marking tires. Casters shall be mounted to 4" wide channel style crossmembers of 15 gauge galvanized steel. Unit base shall consist of 15 gauge crossmembers and angle runners.

Model 690-10

Shall include one each top mounted removable full size drop-in chilled (utectic) pan, 2 each front mounted cup dispensers, one each 3" deep utility drawer, one each drawer with full size drop-in chilled pan, and concealed storage compartment.

Model 690-20

Shall include two each 3" deep utility drawer, and expanded concealed storage compartment.

Model 690-30

Shall include one each top mounted removable full size drop-in chilled (utectic) pan, one each 3" deep utility drawer, two each drawer with full size drop-in chilled pan, and concealed storage compartment.

Model 690-40

Shall include two each drawer with full size drop-in chilled pan, and expanded concealed storage compartment.

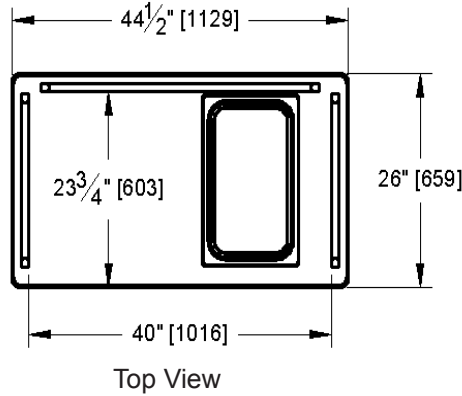
Lakeside Manufacturing, Inc.

4900 West Electric Avenue • West Milwaukee, WI 53219 U.S.A.
800-558-8565 • 414-902-6400 • Fax 414-902-6446 • info@eLakeside.com • www.eLakesideFoodservice.com


Models
690-10
690-20
690-30
690-40

Hydration Cart

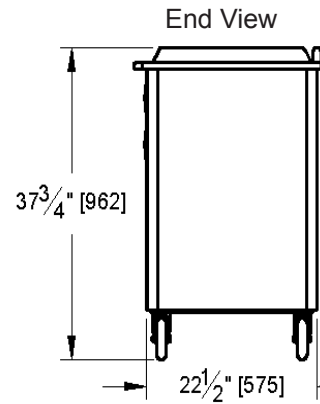
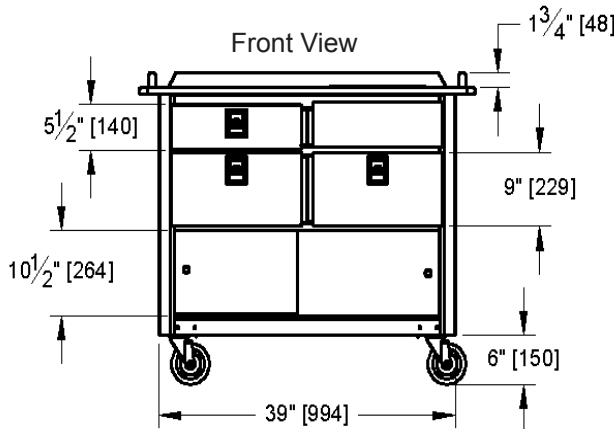
Mobile Hydration & Nutrition Cart



Available Finishes



Custom Finishes Available



Model 690-10



Model 690-20



Model 690-30



Model 690-40

Model Information:

Model	Configuration	Overall Size			Ship Weight	
		W	L	H	Lbs	Kg
690-10	Utectic top bin, cold drawer, utility drawer, sliding doors, dual cup dispensers	26" (660)	44 1/2" (1130)	37 3/4" (959)	237	106.8
690-20	Utility drawers, sliding doors	26" (660)	44 1/2" (1130)	37 3/4" (959)	227	102.3
690-30	Utectic top bin, cold drawers, utility drawers, sliding doors	26" (660)	44 1/2" (1130)	37 3/4" (959)	247	111.3
690-40	Cold drawers, sliding doors	26" (660)	44 1/2" (1130)	37 3/4" (959)	237	106.8

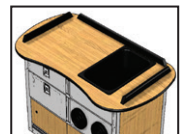
Measurements in () indicate metric millimeters, unless noted.

Optional Accessories:

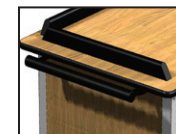
- Drop leaf (standard top only)
- Contour shaped top
- Push handle
- Wire storage basket (end-mounted)



Drop Leaf



Contour Top



Push Handle



Wire Basket



Lakeside Manufacturing, Inc.
4900 West Electric Avenue • West Milwaukee, WI 53219 U.S.A.
800-558-8565 • 414-902-6400 • Fax 414-902-6446
info@eLakeside.com • www.eLakesideFooservice.com

Spec. #

AIA #