

# Ergo-One® System Utility Carts

## Tough Transport - Stainless Steel Ergonomic Carts

**Models 7120, 7130, 7140**

Model 7120

### Reduce Injuries Caused By Improper Pushing, Lifting And Loading

- Shelf heights are in the safe loading and unloading zone
- Top shelf height from the floor is 40" (1016 mm), bottom shelf is 20" (508 mm) from the floor
- Vertical handles make pushing a loaded cart safe and natural
- 1000 lb. (450 kg.) capacity
- Stainless steel shelves and frame joints feature continuous heliarc welding
- Easy-to-clean and sanitize



Spec: # \_\_\_\_\_

AIA # \_\_\_\_\_

Lakeside Manufacturing, Inc.

4900 West Electric Avenue • West Milwaukee, WI 53219 U.S.A.  
800-558-8565 • 414-902-6400 • Fax 414-902-6446 • info@eLakeside.com • www.eLakesideFoodservice.com

# Ergo-One® System Utility Carts

## Models

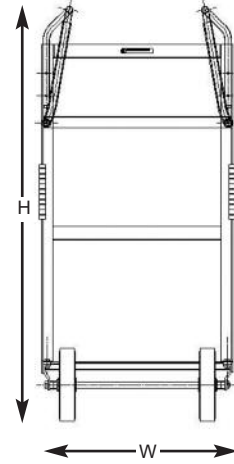
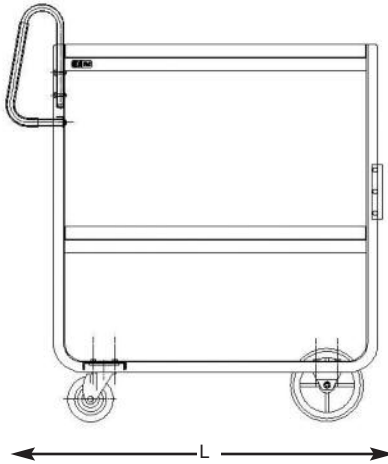
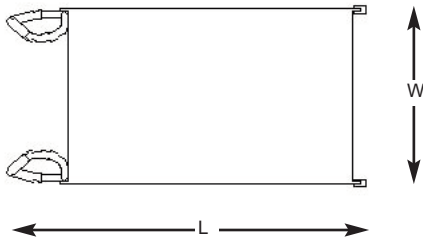
7120

7130

7140

## Tough Transport - Stainless Steel Ergonomic Carts

Top View



AutoCAD drawings available through KCL CADalog

## Model Information

Model	# of	Shelf Description		Overall Size			Case Weight	
		Size	Clearance	W	L	H*	lb.	(kg.)
7120	2	21" x 33" (533 x 838)	18-1/2" (470)	21-5/8" (549)	41-3/8" (1051)	46-3/4" (1187)	88	(39.9)
7130	2	21" x 49" (533 x 1245)	18-1/2" (470)	21-5/8" (549)	57-7/16" (1459)	46-3/4" (1187)	123	(55.8)
7140	2	24" x 42" (610 x 1067)	18-1/2" (470)	24-5/8" (625)	50-7/16" (1281)	46-3/4" (1187)	126	(57.2)

Measurements in ( ) denote metric millimeters, unless otherwise specified.  
 \*Includes height of ergonomic handles. Handle assembly required.  
 Top shelf height from floor is 40" (1016).

## Specifications

Unit shall be of fully welded stainless steel construction with an overall carrying capacity of 1000 pounds. Legs and frame shall be of U-frame design, eliminating the need for corner reinforcements. Leg/frame shall be .120 x 1" x 1" angle stainless steel. Shelves shall be of 14-gauge stainless steel and shall be continuously TIG welded to vertical leg frames. Shelves shall be reinforced front and back with 18-gauge angle welded to the shelf underside. Bottom shelf shall be positioned no closer than 20" (508 mm) from the floor surface, and top shelf shall be positioned no higher than 40" (1016 mm) from the floor surface. Push handles shall be of ergonomic vertical design and shall feature 8" (203 mm) range grip height. Unit shall have two each 5" (127 mm) diameter extra-load swivel casters with 1-1/4" wide non-marking polyurethane wheels and two each 8" diameter extra-load wheels mounted to a fixed axle. Swivel casters shall be plate type and shall be bolted to an 18-gauge 5" wide stainless steel cross member with a galvanized reinforcement. Unit shall have two each 6" (152 mm) vertical bumpers riveted to front legs. Unit shall be NSF listed.

### Optional Accessories

- Extended perimeter bumper
- All 5" swivel casters
- Set of two each 5" brake casters
- Ground and polished joint welds



Lakeside Manufacturing, Inc.

4900 West Electric Avenue • West Milwaukee, WI 53219 U.S.A.  
 800-558-8565 • 414-902-6400 • Fax 414-902-6446  
 info@eLakeside.com • www.eLakesideFoodservice.com