

# Portable Beverage Bars

## Stainless Steel With Laminate Finish

Spec. # \_\_\_\_\_

A/A # \_\_\_\_\_



Model 76886

### Attractive Exterior For A Classic Presentation

#### Construction

- ▼ All-welded stainless steel with choice of laminate exterior

#### Features

- ▼ Built-in 40 lb. ice bin(s) with drains
- ▼ Removable stainless steel speed rail(s)
- ▼ Durable waterproof laminate top with convenient mixing shelf
- ▼ Spacious storage areas
- ▼ Stainless steel construction provides years of service life.

#### Casters

- ▼ All-swivel 5" non-marking, 2 each with brake

### Specifications

Unit shall be constructed of welded stainless steel for easy cleaning and sanitation. The exterior shall be durable laminate over stainless steel. The top shall be constructed of 1-1/4" (32 mm) thick, waterproof laminate with black finish. The top shall feature a recessed stainless steel mixing shelf. Stainless steel interior shall have a generous stainless steel work shelf with one or two each 40 lb. (18 kg.) capacity ice bins with drains. Interior shall have stainless steel compartments for storage of beverages and supplies. Unit shall have two removable, 7-bottle speed rail(s) constructed of stainless steel. Unit shall have 4 each non-marking 5" (127 mm) casters - all swivel, 2 each with brake.



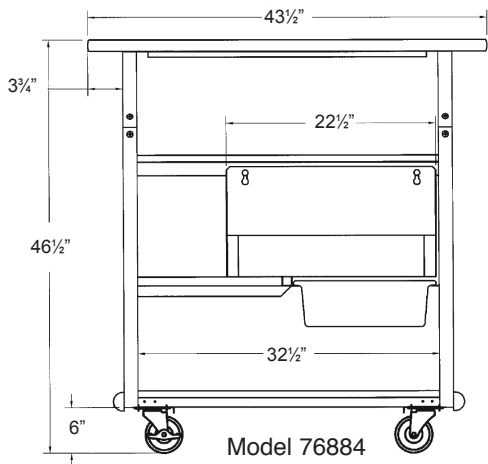
Geneva Designs, LLC

4900 West Electric Avenue • West Milwaukee, WI 53219 U.S.A.

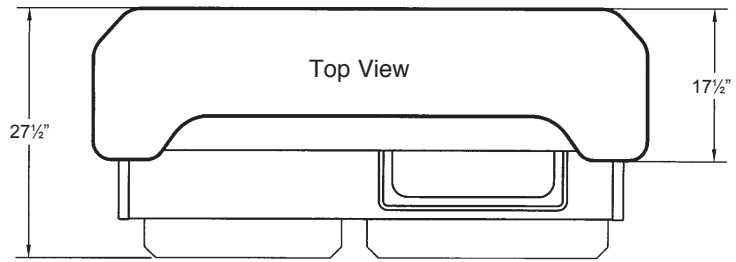
800-870-2779 • 414-902-6400 • Fax 414-902-6446 • www.genevadesignsllc.com

# Portable Beverage Bars

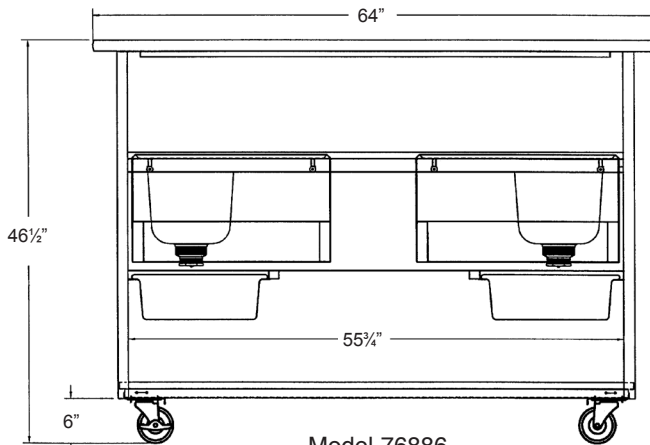
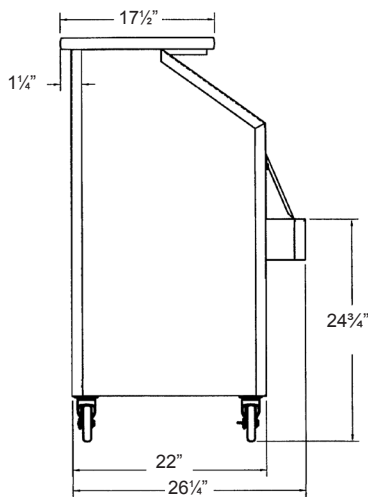
## Stainless Steel With Laminate Finish



Model 76884



Model 76887




Model 76886

### Model Information

Model	Overall Size			Ice Capacity	Speed Rails	Unit Wt. Lbs. (Kg)	Case Wt. Lbs. (Kg)
	W	D	H				
76884	43 1/2" (1105)	27 1/2" (699)	46 1/2" (1181)	40 lb. (18.1 kg)	1	314 (142)	333 (151)
76886	64" (1626)	27 1/2" (699)	46 1/2" (1181)	80 lb. (36.2 kg)	2	335 (152)	362 (164)
76887	64" (1626)	27 1/2" (699)	46 1/2" (1181)	40 lb. (18.1 kg)	2	324 (147)	351 (159)

Dimensions in ( ) denote metric millimeters, unless otherwise noted.

### Available Laminate Finishes



Custom Laminate Finishes Available.

### Optional Accessories

- Custom laminate exterior finish:



Geneva Designs, LLC

4900 West Electric Avenue • West Milwaukee, WI 53219 U.S.A.

800-870-2779 • 414-902-6400 • Fax 414-902-6446 • www.genevadesignsllc.com