

# 800 Series Grinders

## Slimline Coffee Grinders



### MODEL 875

available in Bold Black or  
Cardinal Red



### MODEL 835

available in Bold Black or  
Cardinal Red



### MODEL 810

available in Bold Black

In-store consumer coffee grinding has never been better than with our slimline 800 Series coffee grinders. Grindmaster offers a powerful and efficient unit in a compact space-saving size. These machines are ideal for both small and large stores where space is a premium.



**GRINDMASTER™**  
CORPORATION

## 800 Series

## Slimline Coffee Grinders

### All 800 Series Grinders Feature:

- Compact space-saving size - only 7" wide
- Powerful motor with circuit breaker
- "User friendly" features
- A unique contemporary style
- Custom colors and graphics available on quantity orders (ask for details!)
- Easy-to-follow instructions
- Troubleshooting guides with toll free service number affixed to back of each grinder

### 810 & 810A Features:

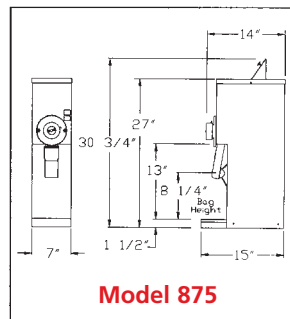
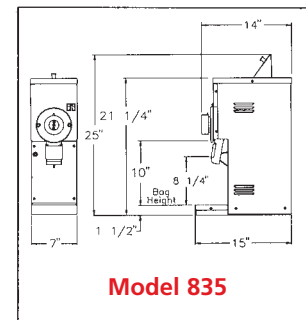
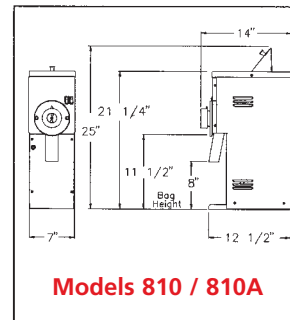
- Medium duty, economically priced grinder
- Manual On/Off switches
- Espresso to percolator grind selection
- Compact size
- Bifold lid
- Available in stylish black finish
- 810A - Automatic Shut-off
- Ideal for low to medium volume specialty shops, grocery stores, donut shops and c-stores.

### 835 & 875 Features:

- Turkish to coarse grind selection
- Fast grind time
- Steep slope hopper promotes positive bean flow
- Bifold lid
- Separate start/stop push buttons
- Positive action bag switch
- Precision Burrs
- Stainless steel tidy tray with pull out drawer
- Attractive stainless steel front panel
- Choose from Bold Black or Cardinal Red
- Ideal for all self-service applications, including grocery stores and specialty shops

### Best Warranty Program in the Industry

- Grindmaster uses precision cast burrs to give a uniform grind every time
- Burrs - 4 years parts (or 30,000 pounds of coffee - whichever comes first) and 1 year labor
- All other components - 2 years parts and 1 year labor



### Specifications:

Model	810	810A	835	875
Electrical	115V AC / 60 Hz / 8 Amps	115V AC / 60 Hz / 8 Amps	115V AC / 60 Hz / 8 Amps	115V AC / 60 Hz / 8 Amps
Motor	Heavy-Duty 1/3 HP	Heavy-Duty 1/3 HP	Heavy-Duty 1/2 HP	Heavy-Duty 1/2 HP
Hopper Capacity	1 1/2 lbs. whole bean coffee	1 1/2 lbs. whole bean coffee	1 1/2 lbs. whole bean coffee	3 lbs. whole bean coffee
Bag Height	Min. 8", Max. 11-1/2"	Min. 8", Max. 11-1/2"	Min. 8-1/4", Max. 10"	Min. 8-1/4", Max. 13"
Grind Types	Espresso, Fine, Auto Drip, Drip, Percolator		Turkish, Espresso, Fine, Auto-Drip, Drip, Percolator, Coarse	
Dimensions (H x W x D)	21-1/4" x 7" x 12-1/2" (25"H with lid open)	21-1/4" x 7" x 12-1/2" (25"H with lid open)	21-1/4" x 7" x 15" (25"H with lid open)	27" x 7" x 15" (30-3/4"H with lid open)
Ship Weight	42 lbs.	42 lbs.	46 lbs.	53 lbs.
Ship Dimensions (H x W x D)	26-3/4" x 18-1/2" x 12-1/2"	26-3/4" x 18-1/2" x 12-1/2"	26-3/4" x 18-1/2" x 12-1/2"	33-1/2" x 18-3/4" x 12-1/2"
Listings	UL	UL	UL	UL

All specifications are subject to improvement or change without notice.



**GRINDMASTER™**  
CORPORATION



Grindmaster® Coffee Grinders and Brewers • Espresso® Espresso Machines • Crathco® Hot Beverage Dispensers  
Crathco® Cold and Frozen Beverage Dispensers • American Metal Ware® Coffee and Tea Systems  
Tel (502) 425-4776 • Fax (502) 425-4664 • 1-800-695-4500 (USA & Canada only)  
P.O. Box 35020 • Louisville, KY 40232 • USA  
www.grindmaster.com • email: info@grindmaster.com