

Portable Beverage Bar

Stainless Steel - Pre- Or Post-Mix Ready

Model 889

Attractive Exterior For A Classic Presentation

Construction

- All-welded stainless steel with choice of laminate exterior

Features

- Ready for field installation of pre-mix or post-mix soda dispensing systems
- Built-in 70 lb. ice bin with built-in cold pan and drain
- Removable stainless steel speed rails
- Durable waterproof laminate top with convenient mixing shelf
- Stainless steel construction provides years of service life.

Casters

- 5" non-marking, two each swivel with brake, 2 each fixed



Model 889
shown with optional Post-Mix
dispensing system and optional
Bag-in Box rack kit.



Specifications

Shall be Lakeside Model 889 and shall be constructed of welded stainless steel for easy cleaning and sanitation. The exterior shall be durable laminate over stainless steel. The top shall be constructed of 1-1/4" (32 mm) thick, waterproof laminate with black finish. The top shall feature a recessed laminate mixing shelf. Stainless steel interior shall have compartments for dispensing mechanism, syrup and water. Interior shall have a generous work shelf with a 70 lb. (31 kg.) capacity ice bin with drain and built-in 10/12 circuit cold plate for water refrigeration. Syrup compartment shall accommodate bag-in-box or tank systems. Unit shall have two removable, 7-bottle stainless steel speed rails. Unit shall have 4 each, 5" (127 mm) Lake-Glide® casters - 2 swivel with brake and 2 fixed.

Spec. #

AIA #

Lakeside Manufacturing, Inc.

4900 West Electric Avenue • West Milwaukee, WI 53219 U.S.A.

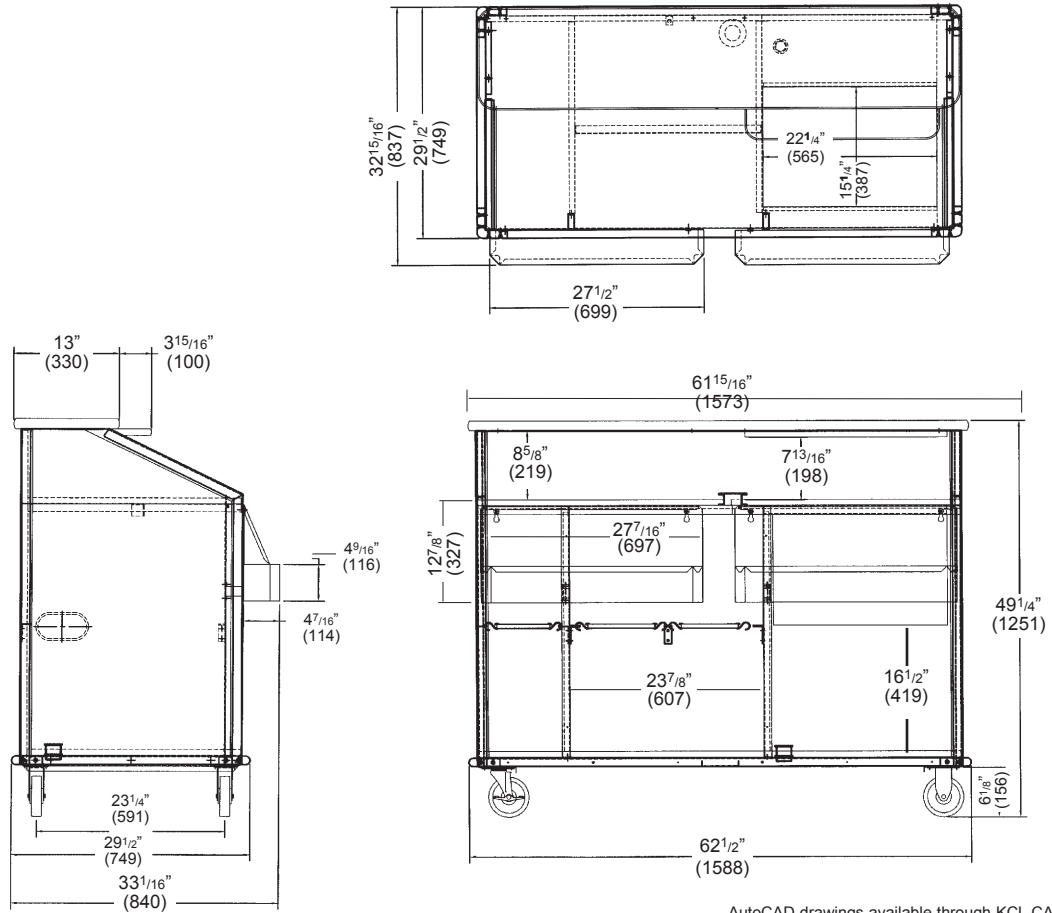
800-558-8565 • 414-902-6400 • Fax 414-902-6446 • info@elakeside.com • www.eLakesideFoodservice.com

Portable Beverage Bar

Stainless Steel - Pre- Or Post-Mix Ready

AIA #

Spec. #



AutoCAD drawings available through KCL CADalog


Model Information

Overall Dimensions: 29-1/2" W x 62-1/2" L x 49-1/4" H (749mm W x 1588mm L x 1251mm H)
Total Ice Capacity: 70 lb. (31 kg.)
Case Weight: 565 lb. (254 kg.)
Unit Weight: 420 lb. (189 kg.)
Case Weight with Optional Dispensing System: 651 lb. (293 kg.)

Optional Accessories

- Built-in Pre-mix system
- Built-in Post-mix system
- Bag-in-Box syrup rack kit
- Custom laminate exterior finish:

Standard Exterior Finishes



Beige Suede




Red Maple



Black



Victorian Cherry



Gray Sand



Hard Rock Maple



Lakeside Manufacturing, Inc.
 4900 West Electric Avenue • West Milwaukee, WI 53219 U.S.A.
 800-558-8565 • 414-902-6400 • Fax 414-902-6446
 info@elakeside.com • www.eLakesideFoodservice.com