

Countertop Ranges (Hot Plates)

MODELS:

ACHP-2 / ACHP-4 / ACHP-6

Standard Features

- Stainless steel exterior & interior
- Stainless steel full width crumb tray
- 32,000 BTU burners
- Heavy duty burners with a standing pilot for open top burners
- Heavy duty cast iron top grates
- Independent manual controls for each burner
- Stainless steel legs standard
- 3/4" NPT rear gas connection and regulator standard

ACHP-2



ACHP-4



ACHP-6



1 YR WARRANTY ON ALL PARTS AND LABOR (US ONLY)



Conforms to ANSI
STD Z83.110-2009 (2011)
Certified to CSA
STD 1.3B-2009 (2011)
Conforms to NSF/ANSI STD.4



SPECIFICATIONS

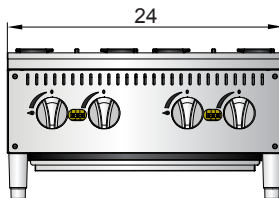
Models	Burners and Control Method	Gas Type	Intake-tube Pressusre (in. W.C.)	Per BTU B.T.U./h	Total BTU B.T.U./h	Regulator	Exterior Dimensions (inch)	Net Weight (lbs)	Gross Weight (lbs)
ACHP-2	2 Burners, Independent Manual Control	NG	4	32,000	64,000	4” w.c.	12×27 ^{3/5} ×13 ^{1/10}	54	74
		LP	10	32,000	64,000	10” w.c.			
ACHP-4	4 Burners, Independent Manual Control	NG	4	32,000	128,000	4” w.c.	24×27 ^{3/5} ×13 ^{1/10}	94	125
		LP	10	32,000	128,000	10” w.c.			
ACHP-6	6 Burners, Independent Manual Control	NG	4	32,000	192,000	4” w.c.	36×27 ^{3/5} ×13 ^{1/10}	134	180
		LP	10	32,000	192,000	10” w.c.			

PLAN VIEW



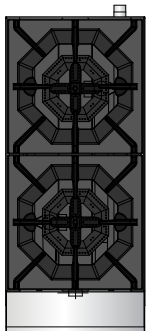
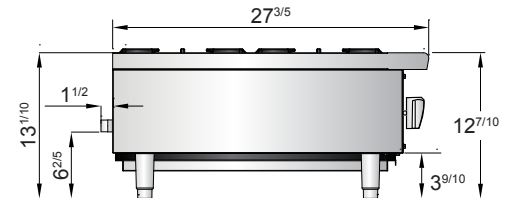
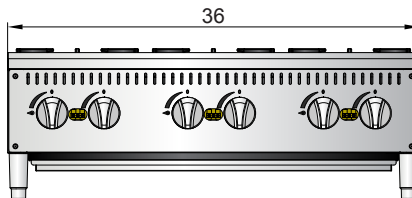
ACHP-2



ACHP-4



ACHP-6



Heavy duty burners

Heavy duty cast iron top grates

Stainless steel knobs

Stainless steel legs

