

# BLACK◆DIAMOND®

Project Name: \_\_\_\_\_

Location: \_\_\_\_\_

Item #: \_\_\_\_\_

Qty: \_\_\_\_\_

## Black Diamond 36" Standard Series Gas Griddle, 3 Burners, in Stainless Steel

**BDECTG-36/NG**




Crafted for the demands of a commercial kitchen, this 36-inch commercial Black Diamond Gas Griddle offers exceptional performance and durability. Made from stainless steel and cast iron, it ensures longevity and resilience. With a 90,000 BTU output across three burners, it is perfect for high-volume cooking of pancakes, eggs, burgers, and more. Manual ignition and control provide precise operation, while the stainless steel drip tray ensures easy cleaning. This griddle is designed for natural gas and includes a coupling adaptor and gas connection.

### FEATURES AND CONSTRUCTION

- Made from durable stainless steel for long-lasting use
- Delivers a powerful 90,000 BTUs for efficient cooking
- Equipped with 3 manual burners for versatile cooking options
- Ideal for high-volume cooking needs
- Adjustable legs ensure stability on any surface
- Includes a 3/4" rear NPT gas inlet and gas connection
- Manual ignition and control for precise operation
- Maintains optimal cooking conditions for a variety of dishes
- Features a 3" wide grease trough for easy cleaning
- Field convertible to liquid propane for flexible use

### 3RD PARTY APPROVALS



### WARRANTY (USA / CANADA)

Protected by Admiral Craft Equipment Corporation's one-year limited warranty.

Contact Admiral Craft Equipment  
for details at 1-877-672-7740



### INCLUDED COMPONENTS

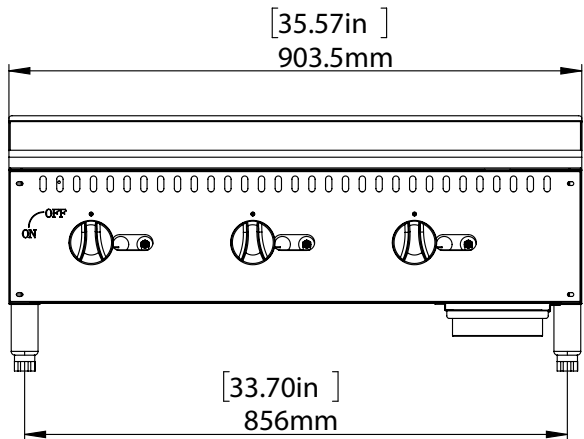
- (4) Adjustable Legs
- (3) Gas Conversion Orifices
- (1) Relief Valve
- (1) Drip Tray

BLACK♦DIAMOND®

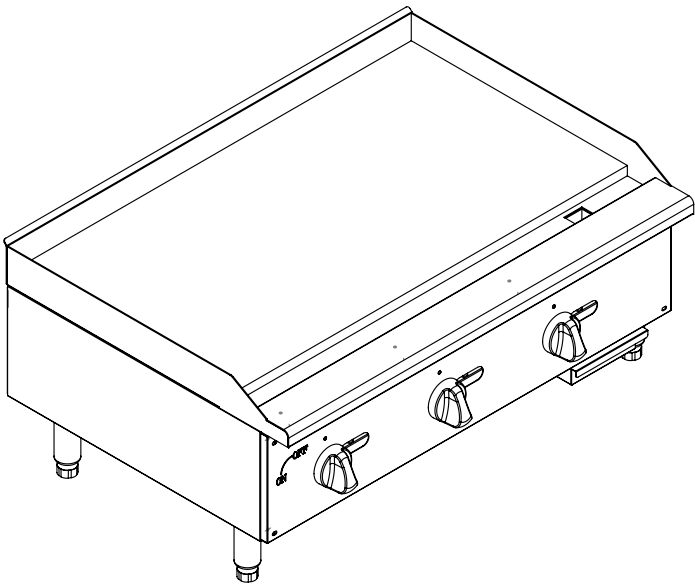
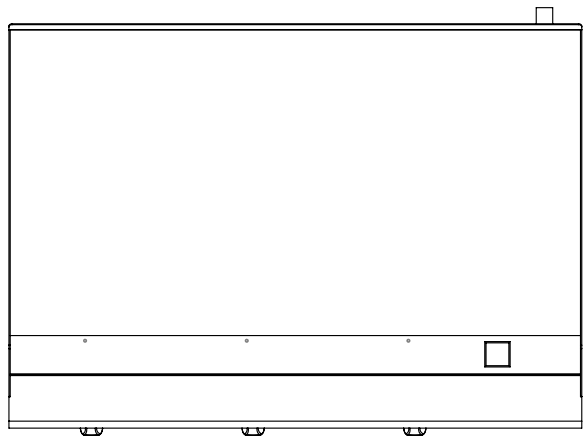
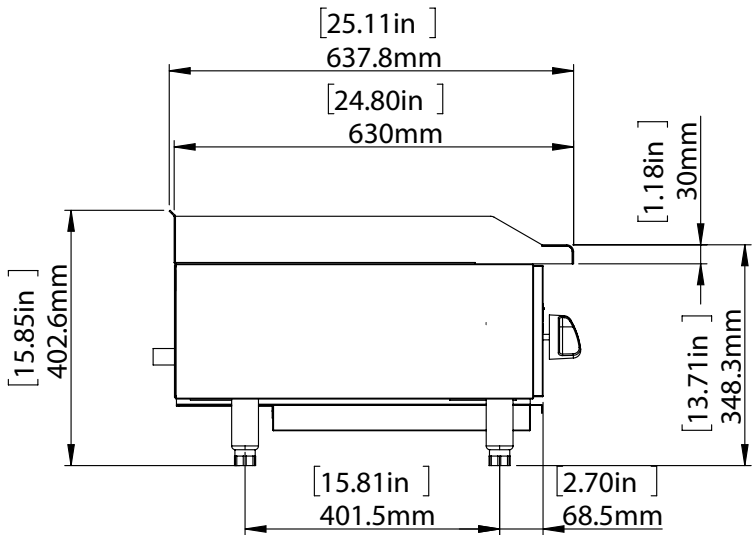
Black Diamond 36" Standard Series Gas Griddle, NG

BDECTG-36/NG

FRONT



SIDE



TOP

Gas

Ignition Type	Total BTU/hr	Total Number of Burners	Cooking Surface	Number of Drip Trays	Assembled Dimensions (in)	Item Weight (lbs)	Shipping Weight (lbs)
Manual	90000	3	Steel	1	25.11" x 35.57" x 15.85"	165.4	218.3

ADDITIONAL INFORMATION

- Electricity not needed.
- Liquid Propane (LP) or Natural Gas (NG) units available. Field convertible from LP to NG and vice versa.
- Minimum supply pressure is 4" W.C. for natural gas and 10" W.C. for propane.
- Gas powered appliances must always be indoors, under an approved exhaust system with grease removal filters and a fire protection system.

Due to periodic changes in designs, methods, procedures, policies and regulations, the specifications contained in this document are subject to change without notice. While we exercise good faith efforts to provide information that is accurate, we are not responsible for errors or omissions in information provided or conclusions reached as a result of using the specifications. By using the information provided, the user assumes all risks in connection with such use.