

Soiled Dish Breakdown Carts

Stainless Steel



Model B591



Model B588



Drain Pan Holder



Plate Scraper



Models B587, B588, B589, B591, B592, B593, B596, B597, B599

Save Labor and Reduce Breakage By Presorting Soiled Dinnerware Close To The Point Of Service

Benefits

- Presort dinnerware in the banquet area to reduce labor
- Reduce glassware breakage

Features

- All-welded stainless steel U-frame construction is easy to clean and sanitize
- Angled shelves are pitched at 20°
- Slanted shelf drain system includes clear plastic drain tube
- Flat shelves feature marine front edge, side and back rails to prevent drippage
- Bottom perimeter bumper protects walls and doorways
- Bottom shelf has slides to accommodate a 12" x 20" x 2" drain pan (not included)
- Built-in food scraper with plastic hanging waste bins available
- Large 8" non-marking casters, 2 ea. fixed, 2 or 4 ea. swivel

Spec. # _____

AIA # _____

Specifications:

Unit shall be welded stainless steel, with U-frame leg construction. Shelves shall be 14 gauge, and shall be continuously bead welded to 1/8" thick angled legs. Shelves shall be configured in a combination of flat and slanted positions to accommodate trays, pans, dishes (flat) and glass/cup racks (slanted). Flat shelves shall feature marine front edge to prevent drippage, and edges turned up 4" on back and sides. Slanted shelves shall be pitched at 20°, and shall have a drain hole with drain hose to divert drippage from glass/cup racks. Hose shall drain into a 12" x 20" pan (not included) mounted under the bottom shelf. A full-perimeter bumper shall be mounted to frame bottom. An optional (included on models B591, B592, and B593) rubber plate scraper shall be mounted to unit side, and shall be removable for cleaning. Unit shall have six each extra-load plate type casters, two fixed center and four swivel, two each with brake (Model B591 shall have two each swivel and two each fixed casters). Swivel casters shall have shielded ball bearing races and zerk fittings for lubrication of swivel bearings. Caster wheels shall be 8" (203 mm) diameter with 2" wide, non-marking tread. Unit shall be NSF listed.

Lakeside Manufacturing, Inc.

4900 West Electric Avenue • West Milwaukee, WI 53219 U.S.A.

800-558-8565 • 414-902-6400 • Fax 414-902-6446 • info@eLakeside.com • www.eLakesideFoodservice.com

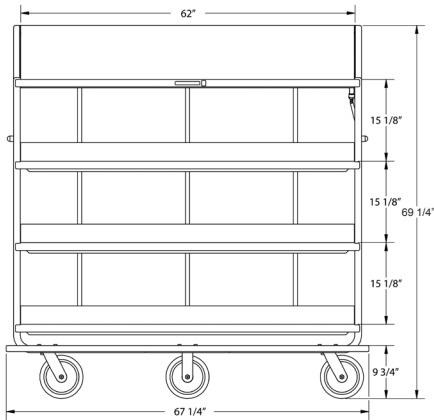
Soiled Dish Breakdown Carts

Stainless Steel

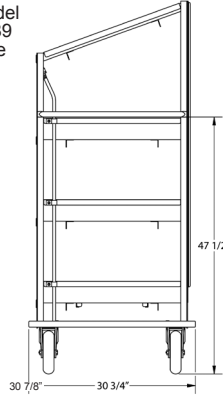
Models

- B587
- B588
- B589
- B591
- B592
- B593
- B596
- B597
- B599

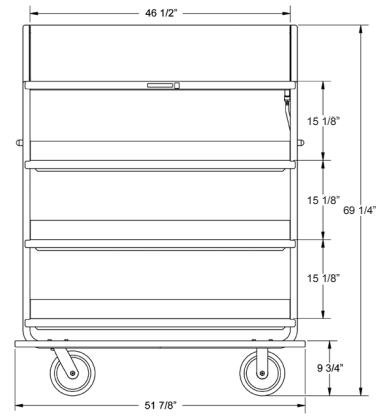
Model B589 Front



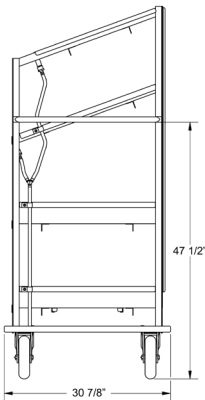
Model B589 Side



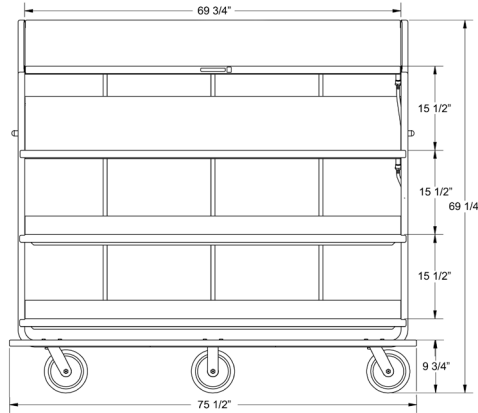
Model B591 Front



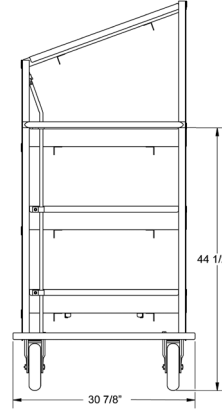
Model B596 Side



Model 596 Front



Model B591 Side



Model Information

Model	Shelves	Overall Size			Shelf Size (Flat)		8" Casters	Hanging Waste Bin	Shipping Wt.	Case Cube
		W	L	H	W	L				
B591	3 - Flat	30 7/8"	51 7/8"	69 1/4"	28"	46"	2 - Swivel 2 - Fixed	1 Included	245 lb. (111 kg.)	95 ft. ³ (2.7 m ³)
	1 - Angled	(783)	1371	1759)	(711)	1168)				
B592	2 - Flat	30 7/8"	51 7/8"	69 1/4"	28"	46"	2 - Swivel 2 - Fixed	1 Included	242 lb. (110 kg.)	95 ft. ³ (2.7 m ³)
	2 - Angled	(783)	1371	1759)	(711)	1168)				
B593	1 - Flat	30 7/8"	51 7/8"	69 1/4"	28"	46"	2 - Swivel 2 - Fixed	1 Included	248 lb. (113 kg.)	95 ft. ³ (2.7 m ³)
	3 - Angled	(783)	1371	1759)	(711)	1168)				
B587	1 - Flat	30 7/8"	67 3/4"	69 1/4"	28"	62"	4 - Swivel 2 - Fixed	Optional	249 lb. (113 kg.)	99 ft. ³ (2.8 m ³)
	3 - Angled	(783)	1721	1759)	(711)	1575)				
B588	2 - Flat	30 7/8"	67 3/4"	69 1/4"	28"	62"	4 - Swivel 2 - Fixed	Optional	246 lb. (112 kg.)	99 ft. ³ (2.8 m ³)
	2 - Angled	(783)	1721	1759)	(711)	1575)				
B589	3 - Flat	30 7/8"	67 3/4"	69 1/4"	28"	62"	4 - Swivel 2 - Fixed	Optional	243 lb. (110 kg.)	99 ft. ³ (2.8 m ³)
	1 - Angled	(783)	1721	1759)	(711)	1575)				
B596	2 - Flat	30 7/8"	75 1/2"	69 1/4"	28"	70"	4 - Swivel 2 - Fixed	Optional	313 lb. (142 kg.)	135 ft. ³ (3.8 m ³)
	2 - Angled	(783)	1918	1759)	(711)	1778)				
B597	1 - Flat	30 7/8"	75 1/2"	69 1/4"	28"	70"	4 - Swivel 2 - Fixed	Optional	310 lb. (140 kg.)	135 ft. ³ (3.8 m ³)
	3 - Angled	(783)	1918	1759)	(711)	1778)				
B599	3 - Flat	30 7/8"	75 1/2"	69 1/4"	28"	70"	4 - Swivel 2 - Fixed	Optional	312 lb. (142 kg.)	135 ft. ³ (3.8 m ³)
	1 - Angled	(783)	1918	1759)	(711)	1778)				

Measurements in () denote metric millimeters, unless otherwise specified.

Optional Accessories

- Plate scraper (included on models B591, B592, B593)
- Pneumatic wheels
- Hanging waste bin(s) (models B587, B588, B589 B596, B597, B599) 1 2
- Extra hanging waste bin (models B591, B592, B593)



Lakeside Manufacturing, Inc.
 4900 West Electric Avenue • West Milwaukee, WI 53219 U.S.A.
 800-558-8565 • 414-902-6400 • Fax 414-902-6446
 info@eLakeside.com • www.eLakesideFooservice.com

Spec. #

AIA #