



BEVERAGE-AIR

Project: _____

AIA#

Item: _____

Location: _____

SIS#

Approved: _____

BB BACK BAR EQUIPMENT

BB78HC Glass Door Back Bar Refrigerators
Hydrocarbon Series

MODEL:
BB78HC-1-G-B
BB78HC-1-G-S

BB78HC Back Bar Refrigerators: Glass Door Series

3 Year Parts/Labor Warranty
Additional 2 Year Compressor Warranty

CABINET CONSTRUCTION

- Exterior black or stainless steel front and door, gray painted sides
- Interior construction utilizes galvanized steel on walls and ceiling, heavy duty stainless steel floor
- Full electronic control
- Heavy duty stainless steel floor
- Stainless steel top
- Two (2) epoxy coated shelves per section, standard
- Self-closing doors
- Stay-open feature & lock standard
- Magnetic door gaskets provide positive door sealing
- Field reversible door
- LED lighting
- Packaged products only
- Compressor available on left or right, specify at time of unit order
- Balanced, forced air refrigeration system provides rapid chilling of product
- Maintains product temperature between 36°F and 38°F



BB78HC-1-G-B

OPTIONS & ACCESSORIES

- For Stainless steel interior (refer to -F models)
- Wine model (40°-60° models)
- Wine shelf divider
- Food rated models available
- 3" or 6" casters
- Solid doors
- Remote option

REFRIGERATION SYSTEM

- Refrigeration system uses R290 refrigerant to comply with all environmental concerns
- Automatic, non-electric defrost
- Epoxy coated evaporator coil



3779 Champion Blvd., Winston-Salem, NC 27105
1-888-845-9800 Fax: 1-336-245-6453
Beverage-Air.com sales@bevair.com



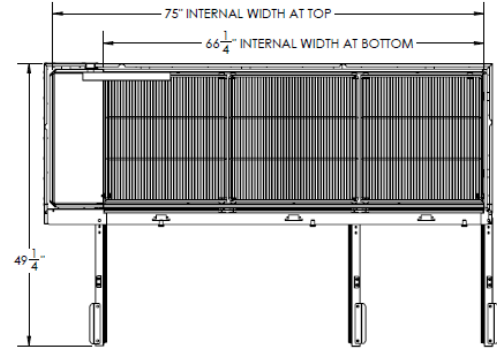
BEVERAGE-AIR

Bar Equipment-Back Bar Refrigerator Glass Door

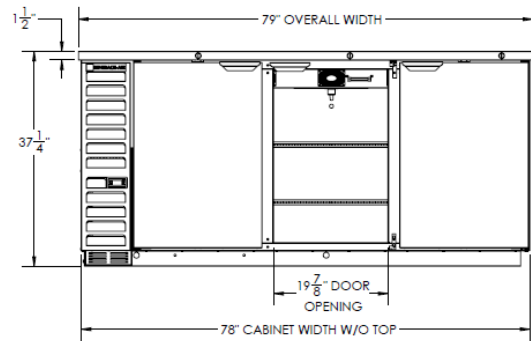
Model: BB78HC-1-G-B, BB78HC-1-G-S

MODEL	BB78HC-1-G-B	BB78HC-1-G-S
EXTERNAL DIMENSIONAL DATA		
Width Overall	79"	79"
Depth Overall	29 1/8"	29 1/8"
Height Overall	37 1/4"	37 1/4"
Number of Doors	3	3
Depth with Door Open 90°	49 1/4"	49 1/4"
Door Opening (inches)	19 7/8" x 30"	19 7/8" x 30"
INTERNAL DIMENSIONAL DATA		
NET Capacity (cubic ft.)	33.59	33.59
Internal Width Overall (in)	66 1/4"	66 1/4"
Internal Depth Overall (in)	23"	23"
Internal Height Overall (in)	32 1/8"	32 1/8"
Number of Shelves	6	6
Number of Kegs	4	4
ELECTRICAL DATA		
Full Load Amperes 115/60/1	5.5	5.5
REFRIGERATION DATA		
Horsepower	1/3	1/3
Capacity (BTU/Hr)*	2392	2392
WEIGHT DATA		
Gross Weight (Crated lbs)	444 lbs	444 lbs
Height - Crated	44"	44"
Width - Crated	81"	81"
Depth - Crated	31"	31"

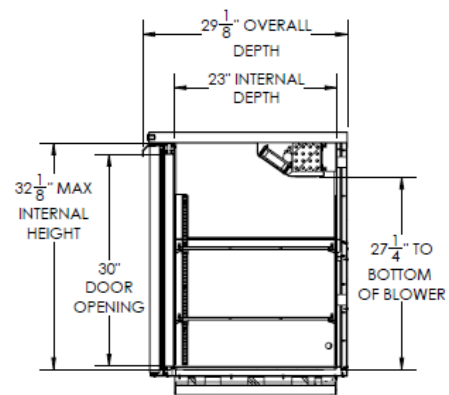
Model Views



Plan View



Elevation View



Side View

ELECTRICAL CONNECTION

Units pre-wired at factory and include 8' long cord and plug set.



115/60/1
NEMA-5-15P

