



BEVERAGE-AIR

Project: _____

AIA#

Item: _____

Location: _____

SIS#

Approved: _____

CT TOP MOUNT CROSS-TEMP™

MODELS:
CT1HC-1HS

CT1HC-1HS Half-Solid Door Top Mount Variable Speed Freezer/Refrigerator
Hydrocarbon Series



CT1HC-1HS

3 Year Parts/Labor Warranty
Additional 2 Year Compressor Warranty

CABINET CONSTRUCTION

- Exterior is stainless steel front with continuous coil coated sides
- Interior liner is made of corrosion resistant aluminum
- Expansion valve technology
- Door locks standard (solid door only)
- Easily converts from refrigerator to freezer
- Single cabinet configurable to all menu initiatives, temperature range of -15 to 40° F
- Modulates coil temp to achieve desired set point
- Intuitive compressor
- Variable speed compressor technology achieve 30% more energy efficiency
- Quicker pull-down
- Improved product stability
- Three (3) epoxy coated shelves
- 6" Casters with (2) brakes

OPTIONS & ACCESSORIES

- Stainless steel exterior
- Stainless steel interior
- Tray slide pair, 1 tray slide set for (1) 18" x 26" or (2) 14" x 18" pans (A)
- Stainless steel universal tray slide pair, 1 tray slide set for (1) 18" x 26" or (2) 14" x 18" pans (AC)
- Epoxy coated wire rod tray slide (Kit #4)
- Additional shelves
- Left hand hinged
- 3" Casters
- 6" flanged legs

REFRIGERATION SYSTEM

- Refrigeration system uses R290 refrigerant to comply with all environmental concerns
- Automatic, electric defrost
- Epoxy coated evaporator coil

CT1HC-1S Top Mount Cross-Temp™



3779 Champion Blvd., Winston-Salem, NC 27105
1-888-845-9800 Fax: 1-336-245-6453
Beverage-Air.com sales@bevair.com

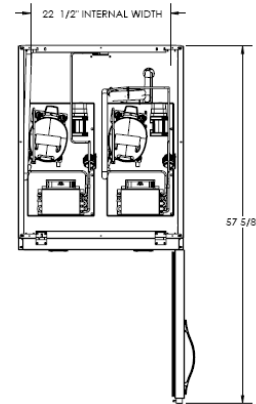


BEVERAGE-AIR

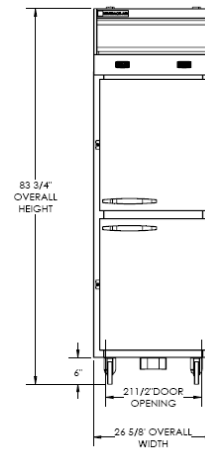
Cross Temp™ Top Mount Freezer/Refrigerator Model: CT1HC-1HS

| MODEL | CT1HC-1HS |
|----------------------------------|---------------------------|
| EXTERNAL DIMENSIONAL DATA | |
| Width Overall | 26 5/8" |
| Depth Overall | 34 5/8" |
| Height Overall with 6" Casters | 83 3/4" |
| Number of Doors | 2 |
| Depth with Door Open 90 ° | 57 5/8" |
| Door Opening (in) | (2) 21 1/2" x 24 5/8" |
| INTERNAL DIMENSIONAL DATA | |
| NET Capacity (cubic ft.) | 23.1 |
| Internal Width Overall (in) | 22 1/2" |
| Internal Depth Overall (in) | 26" |
| Internal Height Overall (in) | 26 11/16" |
| Internal Height Useable (in) | 19 23/32" |
| Number of Shelves | 3 |
| ELECTRICAL DATA | |
| Full Load Amperes 115/60/1 | 8.0 |
| REFRIGERATION DATA | |
| Capacity (BTU/Hr)* | Variable Speed Technology |
| WEIGHT DATA | |
| Gross Weight (Crated lbs) | 334 lbs |
| Height - Crated | 88" |
| Width - Crated | 33" |
| Depth - Crated | 41" |

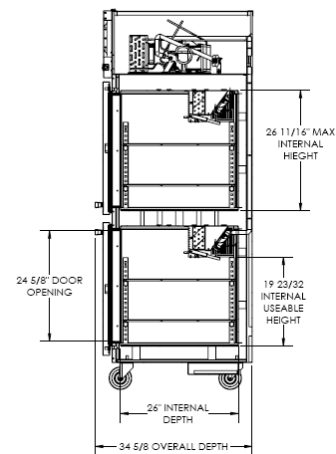
Model Views



Plan View



Elevation View



Side View

ELECTRICAL CONNECTION



115/60/1
NEMA-5-15P

Units pre-wired at factory and include 8' long cord and plug set.



an Ali Group Company



The Spirit of Excellence

3779 Champion Blvd., Winston-Salem, NC 27105
1-888-845-9800 Fax: 1-336-245-6453
Beverage-Air.com sales@bevair.com