



BEVERAGE-AIR

Project: _____

AIA#

Item: _____

Location: _____

SIS#

Approved: _____

CT12 TOP MOUNTED CROSS-TEMP™

CT12-12HC Half Solid Door Variable Speed Freezer/Refrigerator Hydrocarbon Series

MODELS:
CT12-12HC-1HS



CT12-12HC-1HS

3 Year Parts/Labor Warranty
Additional 2 Year Compressor Warranty

CABINET CONSTRUCTION

- Exterior is stainless steel front and sides with continuous coil coated sides
- Interior liner is made of corrosion resistant aluminum
- Door locks standard (solid doors only)
- Expansion valve technology
- Easily converts from refrigerator to freezer
- Dual cabinet configurable to all menu initiatives, temperature range of -15 to 40° F
- Modulates coil temp to achieve desired set point
- Intuitive compressor
- Variable speed compressor technology achieve 30% more energy efficiency
- Quicker pull-down
- Improved product stability
- Two (2) epoxy coated shelves per section
- 6" Casters with (2) brakes

OPTIONS & ACCESSORIES

- Stainless steel exterior
- Stainless steel interior
- Stainless steel rim support tray slide
- Stainless steel bottom mount angle tray slide
- Stainless steel universal tray slide
- Epoxy coated wire rod tray slide
- Additional shelves
- Left hand hinged

REFRIGERATION SYSTEM

- Refrigeration system uses R290 refrigerant to comply with all environmental concerns
- Automatic, electric defrost
- Epoxy coated evaporator coil

CT12-12HC Top Mount Models Cross-Temp™



3779 Champion Blvd., Winston-Salem, NC 27105
1-888-845-9800 Fax: 1-336-245-6453
Beverage-Air.com sales@bevair.com



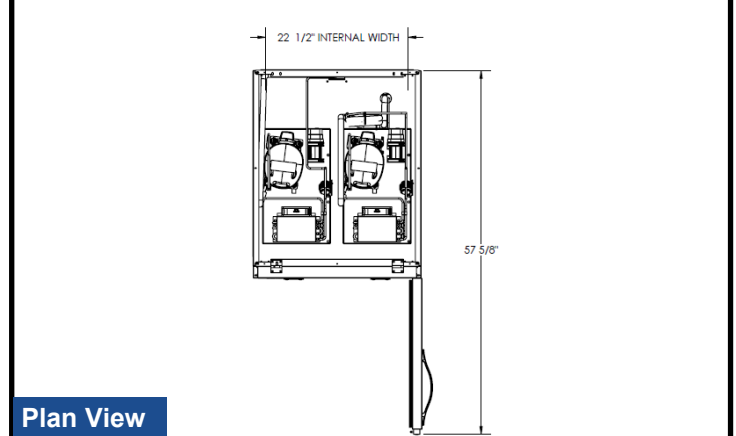
BEVERAGE-AIR

Cross Temp™ Top Mount Refrigerators

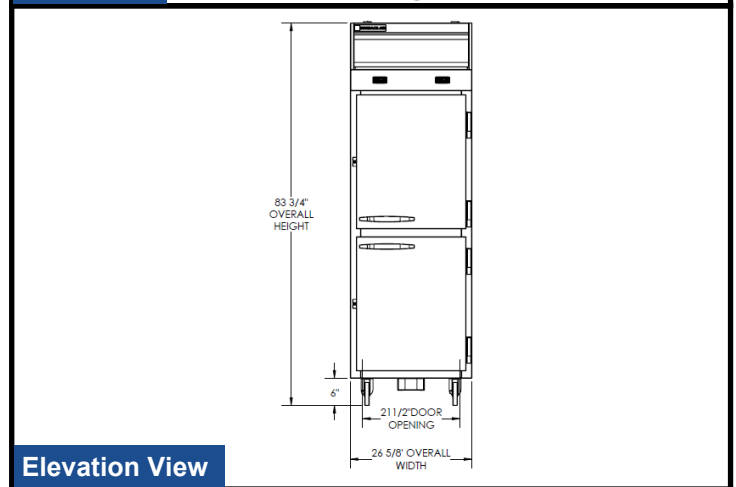
Models: CT12-12HC-1HS

MODEL	CT12-12HC-1HS
EXTERNAL DIMENSIONAL DATA	
Width Overall	26 5/8"
Depth Overall with Handle	34 5/8"
Height Overall	83 3/4"
Number of Doors	2
Depth with Door Open 90°	57 5/8"
Door Opening (in)	21 1/2" x 24 5/8"
INTERNAL DIMENSIONAL DATA	
NET Capacity (cubic ft.)	(2) 9.0
Internal Width Overall (in)	22 1/2"
Internal Depth Overall (in)	26"
Internal Height Overall (in)	26 11/16"
Number or Shelves	4
ELECTRICAL DATA	
Full Load Amperes 115/60/1	(2) 5.8
REFRIGERATION DATA	
Capacity (BTU/Hr)*	Variable Speed Technology
WEIGHT DATA	
Gross Weight (Crated lbs)	375 lbs
Height - Crated	87 1/2"
Width - Crated	35"
Depth - Crated	41"

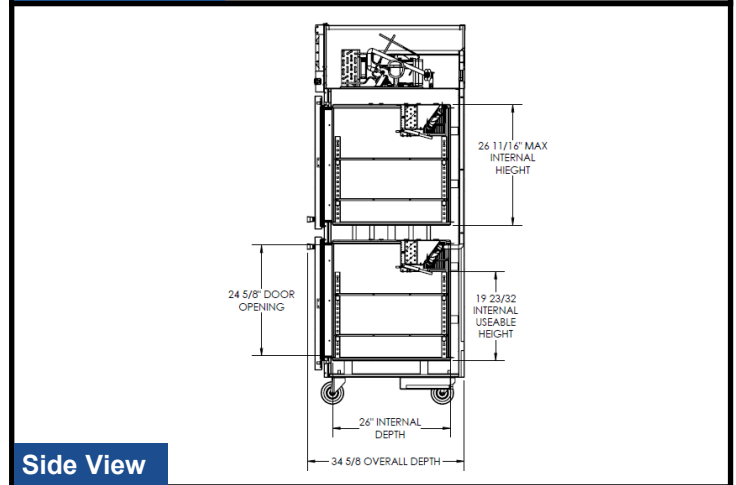
Model Views



Plan View



Elevation View



Side View

ELECTRICAL CONNECTION



115/60/1
NEMA-5-15P

Units pre-wired at factory and include (2) 8' long cord and plug set.



an Ali Group Company



The Spirit of Excellence

3779 Champion Blvd., Winston-Salem, NC 27105
1-888-845-9800 Fax: 1-336-245-6453
Beverage-Air.com sales@bevair.com