



# BEVERAGE-AIR

Project: \_\_\_\_\_

AIA#

Item: \_\_\_\_\_

Location: \_\_\_\_\_

SIS#

Approved: \_\_\_\_\_

## HFS HORIZON TOP MOUNT REACH-IN

**MODELS:**  
**HFS1HC-1S**

### HFS1HC Solid Door Top Mount Reach-In Freezer

### Hydrocarbon Series



**HFS1HC-1S**

**3 Year Parts/Labor Warranty**  
**Additional 2 Year Compressor Warranty**

#### CABINET CONSTRUCTION

- Exterior is stainless steel front and gray painted sides
- Interior is stainless steel
- Full electronic control with One-touch defrost
- Expansion valve technology
- One piece grille
- LED interior light
- Self-closing door with 120° stay-open feature, on cam-lift hinges
- Field reversible doors are easily removed for service and cleaning
- Magnetic gasket attached to each door for positive seal
- Door lock
- Anti-microbial door handle
- Three (3) heavy duty epoxy coated wire shelves
- 6" Heavy-duty casters, two (2) with brakes
- Maintains product temperatures of 0° F and below

#### OPTIONS & ACCESSORIES

- Glass and half glass doors
- Half-solid door with locks
- Epoxy shelves, Clips
- Shelf slide
- Stainless steel breaker
- 6" Legs
- 3" Casters
- Remote option

#### REFRIGERATION SYSTEM

- Refrigeration system uses R290 refrigerant to comply with all environmental concerns
- Automatic, electric defrost
- Epoxy coated evaporator coil

HFS1HC Top Mount Reach-In: Horizon Series



3779 Champion Blvd., Winston-Salem, NC 27105  
1-888-845-9800 Fax: 1-336-245-6453  
Beverage-Air.com sales@bevair.com



# BEVERAGE-AIR

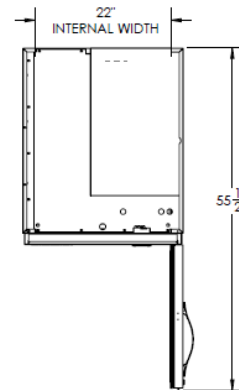
MODEL	HFS1HC-1S
<b>EXTERNAL DIMENSIONAL DATA</b>	
Width Overall	26"
Depth Overall	33 5/8"
Height Overall with 6" Casters	84 1/2"
Number of Doors	1
Depth with Door Open 90 °	55 1/2"
Door Opening (in)	21 5/8" x 61 5/8"
Shelf Area (sq. in)	552 1/2"
<b>INTERNAL DIMENSIONAL DATA</b>	
NET Capacity (cubic ft.)	21.06
Internal Width Overall (in)	22"
Internal Depth Overall (in)	26"
Internal Height Overall (in)	62
Number of Shelves	3
<b>ELECTRICAL DATA</b>	
Full Load Amperes 115/60/1	8.8
<b>REFRIGERATION DATA</b>	
Horsepower	3/4
Capacity (BTU/Hr)*	1927
<b>WEIGHT DATA</b>	
Gross Weight (Crated lbs)	340 lbs
Height - Crated	87 1/2"
Width - Crated	29"
Depth - Crated	35"

## Top Mount Reach-In Freezer

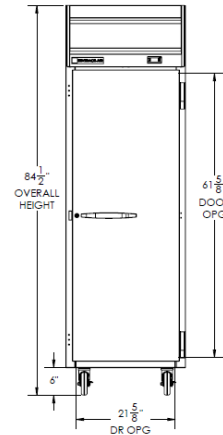
Model: HFS1HC-1S

### Model Views

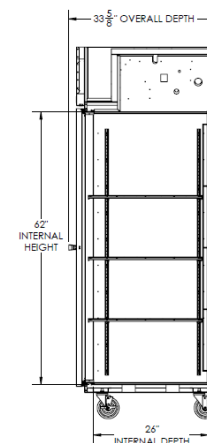
Plan View



Elevation View



Side View



### ELECTRICAL CONNECTION



115/60/1  
NEMA-5-15P

Units pre-wired at factory and include 8' long cord and plug set.



an Ali Group Company



The Spirit of Excellence

3779 Champion Blvd., Winston-Salem, NC 27105  
1-888-845-9800 Fax: 1-336-245-6453  
Beverage-Air.com sales@bevair.com