



BEVERAGE-AIR

Project: _____

AIA#

Item: _____

Location: _____

SIS#


Approved: _____

HFS HORIZON TOP MOUNT REACH-IN

**MODELS:
HFS2-1S**

HFS2 Solid Door Top Mount Reach-In Freezer

HFS2 Top Mount Reach-In: Horizon Series



HFS2-1S

**3 Year Parts/Labor Warranty
Additional 2 Year Compressor Warranty**

CABINET CONSTRUCTION

- Exterior is stainless steel front and gray painted sides
- Interior is stainless steel
- Full electronic control with One-touch defrost
- Expansion valve technology
- One piece grille
- LED interior light
- Self-closing doors with 120° stay-open feature, on cam-lift hinges
- Field reversible doors are easily removed for service and cleaning
- Magnetic gasket attached to each door for positive seal
- Door locks
- Anti-microbial door handles
- Three (3) heavy duty epoxy coated wire shelves per section
- 6" Heavy-duty casters, two (2) with brakes
- Maintains product temperatures of 0° F and below

OPTIONS & ACCESSORIES

- Glass and half glass doors
- Half-solid doors with locks
- Epoxy shelves, Clips
- Shelf slide
- Stainless steel breaker
- 6" Legs
- 3" Casters
- Remote option

REFRIGERATION SYSTEM

- Refrigeration system uses R404a refrigerant to comply with all environmental concerns
- Automatic, electric defrost
- Epoxy coated evaporator coil



3779 Champion Blvd., Winston-Salem, NC 27105
1-888-845-9800 Fax: 1-336-245-6453
Beverage-Air.com sales@bevair.com



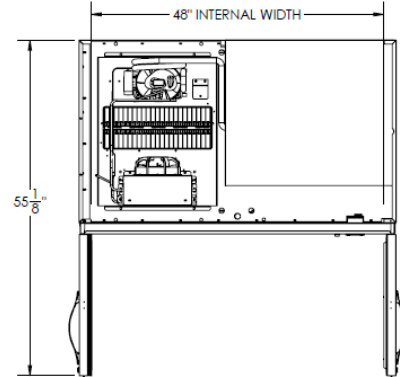
BEVERAGE-AIR

| MODEL | HFS2-1S |
|----------------------------------|-----------------------|
| EXTERNAL DIMENSIONAL DATA | |
| Width Overall | 52" |
| Depth Overall | 33 5/8" |
| Height Overall with 6" Casters | 84 1/2" |
| Number of Doors | 2 |
| Depth with Door Open 90 ° | 55 1/8" |
| Door Opening (in) | 21 5/8" x 61 5/8" (2) |
| Shelf Area (sq. in) | 552 1/2" |
| INTERNAL DIMENSIONAL DATA | |
| NET Capacity (cubic ft.) | 49 |
| Internal Width Overall (in) | 48" |
| Internal Depth Overall (in) | 26" |
| Internal Height Overall (in) | 62 |
| Number of Shelves | 6 |
| ELECTRICAL DATA | |
| Full Load Amperes 115/60/1 | 12 |
| REFRIGERATION DATA | |
| Horsepower | 3/4 |
| WEIGHT DATA | |
| Gross Weight (Crated lbs) | 532 lbs |
| Height - Crated | 87 1/2" |
| Width - Crated | 55" |
| Depth - Crated | 35" |

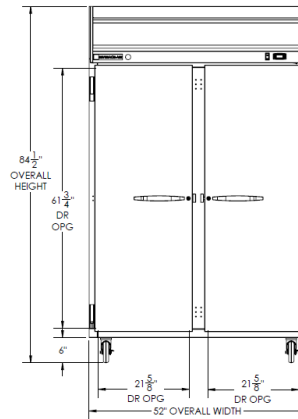
Top Mount Reach-In Freezer

Model: HFS2-1S

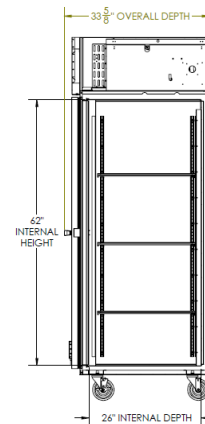
Model Views



Plan View



Elevation View



Side View

ELECTRICAL CONNECTION



115/60/1
NEMA-5-15P

Units pre-wired at factory and include 8' long cord and plug set.



an Ali Group Company



The Spirit of Excellence

3779 Champion Blvd., Winston-Salem, NC 27105
1-888-845-9800 Fax: 1-336-245-6453
Beverage-Air.com sales@bevair.com