



# BEVERAGE-AIR

Project: \_\_\_\_\_

AIA#

Item: \_\_\_\_\_

Location: \_\_\_\_\_

SIS#

Approved: \_\_\_\_\_

## HRPS HORIZON REFRIGERATOR

**MODELS:**  
**HRPS3-1S**

### HRPS3 Solid Door Top Mount Reach-In Refrigerator

**3 Year Parts/Labor Warranty**  
**Additional 2 Year Compressor Warranty**



**HRPS2-1S**

#### CABINET CONSTRUCTION

- Stainless steel exterior and interior
- Full electronic control
- One piece grille
- LED interior light
- Self-closing door with 120° stay-open feature, on cam-lift hinges
- Field reversible doors are easily removed for service and cleaning
- Magnetic gasket attached to each door for positive seal
- Door locks
- Anti-microbial door handles
- Three (3) heavy duty epoxy coated wire shelves per section
- 6" Heavy-duty casters, two (2) with brakes
- Maintains product temperatures between 36 - 38°F

#### OPTIONS & ACCESSORIES

- Half solid doors with locks
- Glass and half glass doors
- Door locks
- Epoxy shelves, Clips
- Shelf slide
- Stainless steel breaker
- 6" Legs
- 3" Casters
- Remote option

#### REFRIGERATION SYSTEM

- Refrigeration system uses R134a refrigerant to comply with all environmental concerns
- Automatic, non-electric defrost
- Epoxy coated evaporator coil

**HRPS3 Top Mount Reach-In: Horizon Series**



3779 Champion Blvd., Winston-Salem, NC 27105  
1-888-845-9800 Fax: 1-336-245-6453  
Beverage-Air.com sales@bevair.com



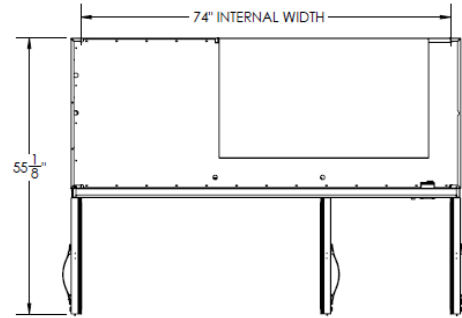
# BEVERAGE-AIR

## Top Mount Reach-In Refrigerator

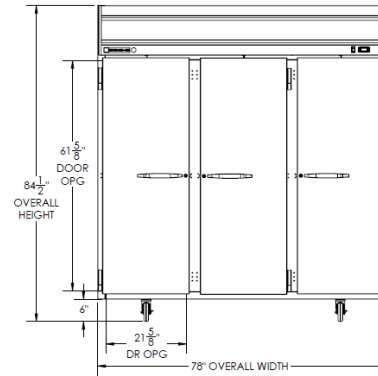
Model: HRPS3-1S

MODEL	HRPS3-1S
<b>EXTERNAL DIMENSIONAL DATA</b>	
Width Overall	78"
Depth Overall	33 1/2"
Height Overall with 6" Casters	84 1/2"
Number of Doors	3
Depth with Door Open 90 °	55 1/8"
Door Opening (in)	21 5/8" x 61 5/8" (3)
Shelf Area (sq. in)	552 1/2"
<b>INTERNAL DIMENSIONAL DATA</b>	
NET Capacity (cubic ft.)	71.52
Internal Width Overall (in)	74"
Internal Depth Overall (in)	26"
Internal Height Overall (in)	62
Number of Shelves	9
<b>ELECTRICAL DATA</b>	
Full Load Amperes 115/60/1	10.0
<b>REFRIGERATION DATA</b>	
Horsepower	1/2
<b>WEIGHT DATA</b>	
Gross Weight (Crated lbs)	693 lbs
Height - Crated	87 1/2"
Width - Crated	81"
Depth - Crated	36"

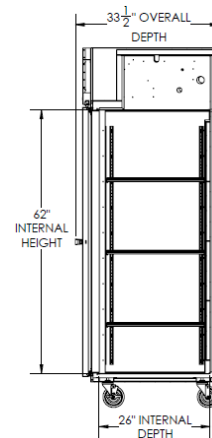
### Model Views



### Plan View



### Elevation View



### Side View

### ELECTRICAL CONNECTION



115/60/1  
NEMA-5-15P

Units pre-wired at factory and include 8' long cord and plug set.



an Ali Group Company



The Spirit of Excellence

3779 Champion Blvd., Winston-Salem, NC 27105  
1-888-845-9800 Fax: 1-336-245-6453  
Beverage-Air.com sales@bevair.com