



BEVERAGE-AIR

Project: _____

AIA#

Item: _____

Location: _____

SIS#

Approved: _____

HRS HORIZON REFRIGERATOR

MODELS:
HRS1HC-1S

HRS1HC Solid Door Top Mount Reach-In Refrigerator

Hydrocarbon Series



HRS1HC-1S

3 Year Parts/Labor Warranty
Additional 2 Year Compressor Warranty

CABINET CONSTRUCTION

- Exterior is stainless steel front and gray painted sides
- Interior is stainless steel
- Full electronic control
- One piece grille
- LED interior light
- Self-closing door with 120° stay-open feature, on cam-lift hinges
- Field reversible doors are easily removed for service and cleaning
- Magnetic gasket attached to each door for positive seal
- Door lock
- Anti-microbial door handle
- Three (3) heavy duty epoxy coated wire shelves
- 6" Heavy-duty casters, two (2) with brakes
- Maintains product temperatures between 36 - 38°F

OPTIONS & ACCESSORIES

- Glass and half glass doors
- Half solid doors
- Door locks
- Epoxy shelves, Clips
- Shelf slide
- Stainless steel breaker
- 6" Legs
- 3" Casters
- Remote option

REFRIGERATION SYSTEM

- Refrigeration system uses R290 refrigerant to comply with all environmental concerns
- Automatic, non-electric defrost
- Epoxy coated evaporator coil

HRS1HC Top Mount Reach-In: Horizon Series



3779 Champion Blvd., Winston-Salem, NC 27105
1-888-845-9800 Fax: 1-336-245-6453
Beverage-Air.com sales@bevair.com



BEVERAGE-AIR

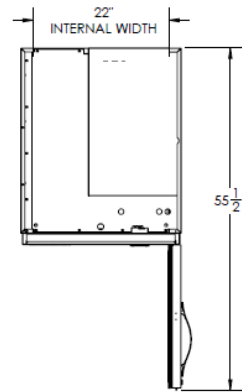
Top Mount Reach-In Refrigerator

Model: HRS1HC-1S

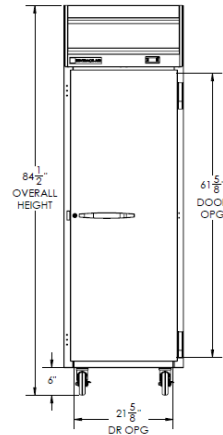
MODEL	HRS1HC-1S
EXTERNAL DIMENSIONAL DATA	
Width Overall	26"
Depth Overall	33 5/8"
Height Overall with 6" Casters	84 1/2"
Number of Doors	1
Depth with Door Open 90 °	55 1/2"
Door Opening (in)	21 5/8" x 61 5/8"
Shelf Area (sq. in)	552 1/2"
INTERNAL DIMENSIONAL DATA	
NET Capacity (cubic ft.)	21.17
Internal Width Overall (in)	22"
Internal Depth Overall (in)	26"
Internal Height Overall (in)	62
Number of Shelves	3
ELECTRICAL DATA	
Full Load Amperes 115/60/1	4.3
REFRIGERATION DATA	
Horsepower	1/4
Capacity (BTU/Hr)*	1997
WEIGHT DATA	
Gross Weight (Crated lbs)	356 lbs
Height - Crated	87"
Width - Crated	33"
Depth - Crated	40"

Model Views

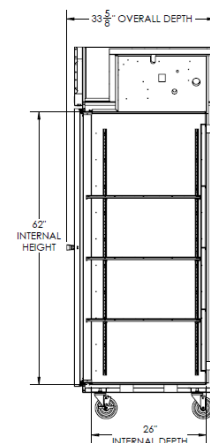
Plan View



Elevation View



Side View



ELECTRICAL CONNECTION



115/60/1
NEMA-5-15P

Units pre-wired at factory and include 8' long cord and plug set.



an Ali Group Company



The Spirit of Excellence

3779 Champion Blvd., Winston-Salem, NC 27105
1-888-845-9800 Fax: 1-336-245-6453
Beverage-Air.com sales@bevair.com