



Insulated Ice Bin

Stainless Steel Ice Bins



Use your smart phone to scan the above QR code to visit our website:
www.bk-resources.com

Certifications:



Features:

- 12" Ice Bin Depth
- Includes Drain (BKDR-325CP)
- Adjustable End Bracing

Material:

- T-304 18 ga Stainless Steel
- Stainless Steel Legs & Bracing
- Adjustable High Impact Corrosion Resistant Feet

Options:

- Stainless Steel Lids
- Upgraded Bullet Feet

Part Number	Unit Size (l x w x h)	Ice Bin Dim. (l x w x d)	Ice Bin Capacity
BKIB-2412-18S	24" x 18" x 32 1/2"	20 3/8" x 15" x 12 9/16"	66 lbs
BKIB-3012-18S	30" x 18" x 32 1/2"	25" x 15" x 12 9/16"	80 lbs
BKIB-3612-18S	36" x 18" x 32 1/2"	31" x 15" x 12 9/16"	100 lbs
BKIB-4812-18S	48" x 18" x 32 1/2"	43" x 15" x 12 9/16"	140 lbs
BKIB-2412-21S	24" x 21 1/4" x 32 1/2"	20 3/8" x 18" x 12 9/16"	80 lbs
BKIB-3012-21S	30" x 21 1/4" x 32 1/2"	25" x 18" x 12 9/16"	97 lbs
BKIB-3612-21S	36" x 21 1/4" x 32 1/2"	31" x 18" x 12 9/16"	120 lbs
BKIB-4812-21S	48" x 21 1/4" x 32 1/2"	43" x 18" x 12 9/16"	167 lbs

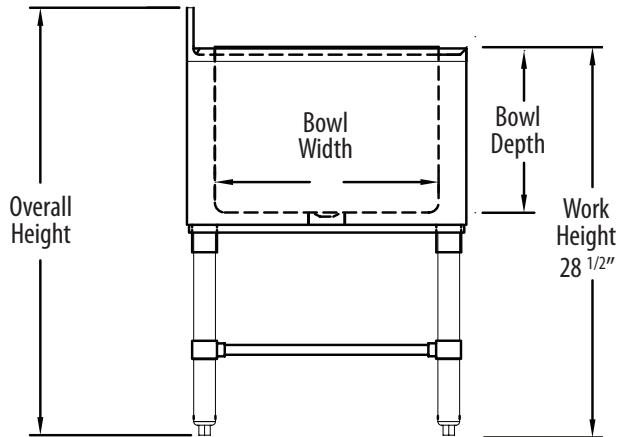
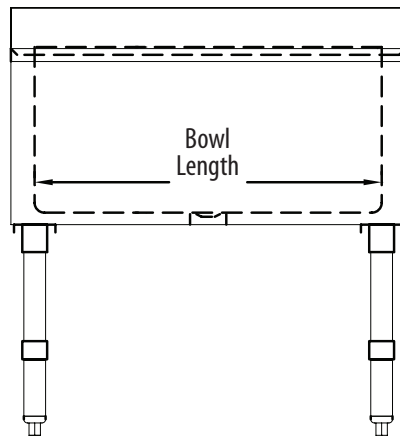
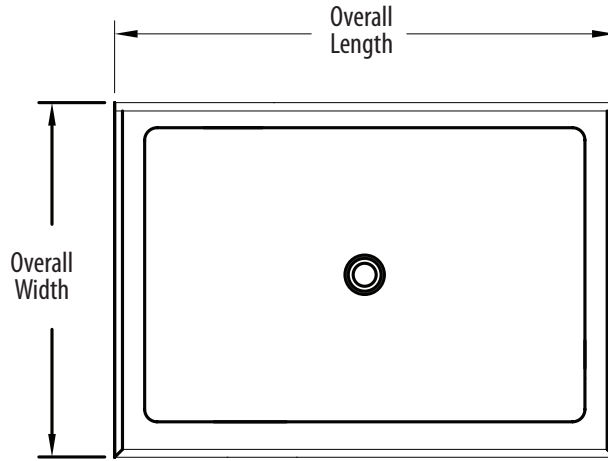
* W/O Lid, Ice Not Intended for Consumption





Insulated Ice Bin

Stainless Steel Ice Bins



PRODUCT DATA SHEET

BK RESOURCES

