

**Short Form Specifications**

Eagle Direct Draw Dispenser, model \_\_\_\_\_.  
 Foamed-in-place high density polyurethane insulation. Designed to accommodate all types of kegs. Stainless steel tops with draw line and drip tray. Lockable self-closing doors with recessed handles. Removable door gasket. Stainless steel floor and inner walls. Side-mounted evaporator. Balanced refrigeration system operates at 33°F – 41°F. Cool air directed into draft towers. 8-ft. cord with NEMA 5-15 plug. 24" front-to-rear. 48", 60", and 72" lengths available.

Item #:	_____
Model #:	_____
Project #:	_____
SIS #:	_____

EG8187 Rev. 12/16

**Design & Construction Features**

- Balanced refrigeration system maintains temperatures between 33°F - 38°F.
- Stainless steel tops with stainless steel beer tower(s) and drip trays.
- Durable wear-resistant black coated steel cabinet.
- Type 304 stainless steel floor and inner walls.
- Includes 2-"D" system keg couplers per beer tower.
- Self-closing doors feature recessed handles and keyed locks.
- Removable door gasket for ease of cleaning and replacing.
- Accommodates all types of beer kegs.
- 120-volt, 60-cycle, single-phase electricity
- Side-mounted evaporator optimizes interior cabinet space.



**Direct Draw Beer Dispensers**

*Self-Contained Keg Storage and Dispensing Systems*

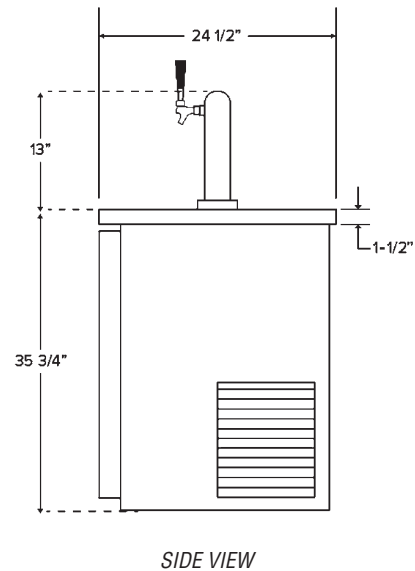
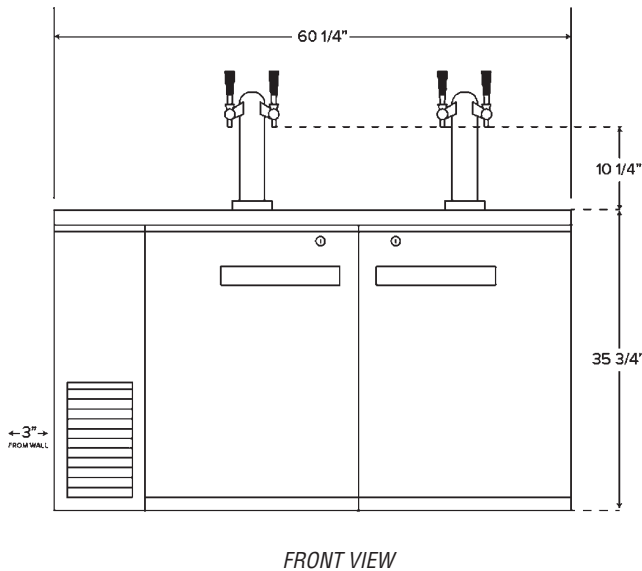
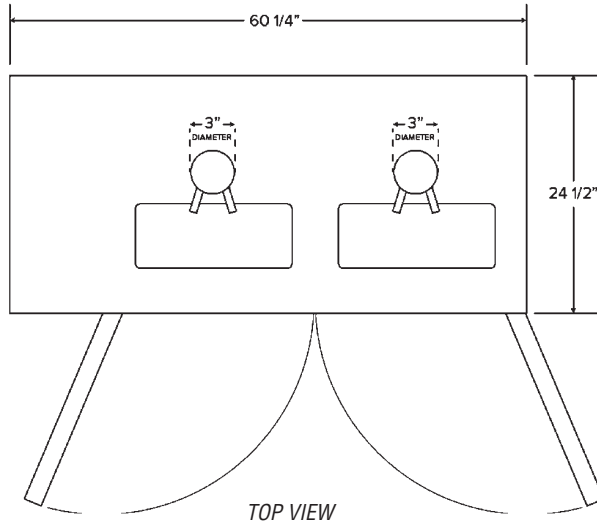


model #BPR-UDD-24-72

*An excellent means for fresh, cold draft beer to be offered at any establishment such as pubs, banquets, taverns etc. Featured are double-tap beer towers tall enough to accommodate pint glasses, full-size beer pictures etc. Holds two 1/2 kegs (the 72"-long model hold THREE)! The 1/2"-thick stainless steel countertop, with built-in dray trays, sits atop a beautiful yet durable black coated steel cabinet—wear-resistant, easy to clean. Hinged doors with recess handle features keyed lock. 1/3-HP compressor comes with 8-ft. cord and NEMA 5-15 plug.*

For custom configuration or fabrication needs, contact the **SpecFAB**<sup>®</sup> Division.  
 Phone: (302) 653-3000. FAX: (302) 653-2065.  
 E-mail: quotes@eaglegrp.com

# Direct Draw Beer Dispensers



(model #BPR-UDD-24-60 shown)

width in. mm	length in. mm	height in. mm	# of doors	# of draft towers	holds up to	electrical data*	model #	NET price
27 <sup>3</sup> / <sub>4</sub> " 705	58 <sup>7</sup> / <sub>8</sub> " 1495	36 <sup>1</sup> / <sub>4</sub> " 921	2	1	(2) 1/2 kegs	1/3-HP, 120V, 6.4A	<b>BPR-UDD-24-48</b>	<b>\$1777</b>
27 <sup>3</sup> / <sub>4</sub> " 705	69 <sup>1</sup> / <sub>8</sub> " 1755	36 <sup>1</sup> / <sub>4</sub> " 921	2	2	(2) 1/2 kegs	1/3-HP, 120V, 6.4A	<b>BPR-UDD-24-60</b>	<b>1833</b>
27 <sup>3</sup> / <sub>4</sub> " 705	90 <sup>1</sup> / <sub>8</sub> " 2289	36 <sup>1</sup> / <sub>4</sub> " 921	3	2	(3) 1/2 kegs	1/3-HP, 120V, 7.4A	<b>BPR-UDD-24-72</b>	<b>2110</b>

\* #All units are 60-cycle, single-phase.

## BlendPort®

An Eagle Group Company

100 Industrial Boulevard, Clayton, DE 19938-8903 USA

Phone: 800-441-8440 • Fax: 302-653-2065

Printed in U.S.A.  
 ©2016 by Eagle Group

Rev. 12/16

Although every attempt has been made to ensure the accuracy of the information provided, we cannot be held responsible for typographical or printing errors. Information and specifications are subject to change without notice. Please confirm at time of order.