

Specification Sheet

Short Form Specifications

BlendPort Solid Slanted Rack Shelf, model _____.
 Constructed of 16 gauge 300 Series stainless steel, with stainless steel wall brackets and drip tube.

BlendPort Tubular Rack Shelf, model _____.
 Ends constructed of 16 gauge 300 Series stainless steel, and 1½" diameter left-to-right tubing. Knocked-down construction.



solid slanted rack shelf



tubular rack shelf

Item No.:	_____
Project No.:	_____
S.I.S. No.:	_____

Dishtable Accessories— Rack Shelves

MODELS:

- | | |
|--|--|
| <input type="checkbox"/> <i>BPSRS-21</i> | <input type="checkbox"/> <i>BPTRS-21</i> |
| <input type="checkbox"/> <i>BPSRS-42</i> | <input type="checkbox"/> <i>BPTRS-42</i> |
| <input type="checkbox"/> <i>BPSRS-63</i> | <input type="checkbox"/> <i>BPTRS-63</i> |

Solid Slanted Rack Shelves

- Shelves provide extra rack storage.
- 16 gauge stainless steel construction.
- Wall mounting brackets included.
- Complete with drip tube on left or right side.

Tubular Design Rack Shelves

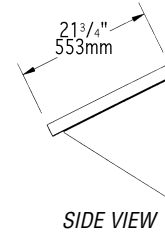
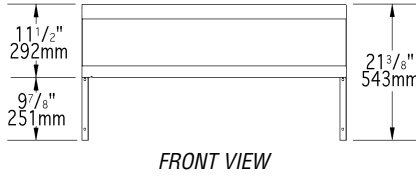
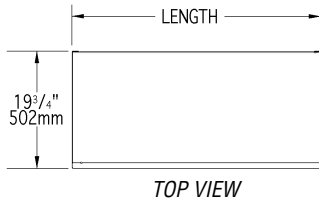
- Wall mounted.
- Features 1½" (41mm)-diameter left-to-right tubing.



Item No.:	
Project No.:	
S.I.S. No.:	

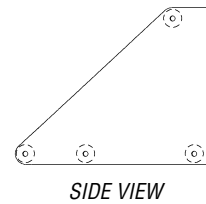
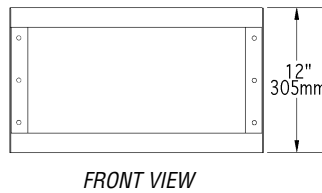
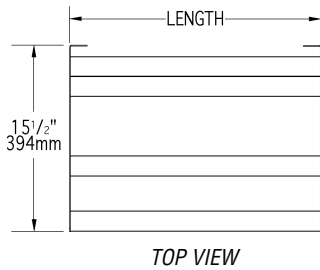
Dishtable Accessories—Rack Shelves

Solid Slanted Rack Shelves



model #	length		weight	
	in.	mm	lbs.	kg
BPSRS-21	21"	533	20	9.0
BPSRS-42	42"	1067	30	13.6
BPSRS-63	63"	1600	40	18.1

Tubular Design Rack Shelves



model #	length		weight	
	in.	mm	lbs.	kg
BPTRS-21	21"	533	17	7.7
BPTRS-42	42"	1067	26	11.8
BPTRS-63	63"	1600	35	15.9