



BEVERAGE-AIR®

Project: _____
Item: _____
Location: _____
Approved: _____

AIA#

SIS#

MMRR72HC GLASS DOOR MERCHANDISER SERIES - DUAL-TEMP

MARKETMAX DUAL-TEMP REFRIGERATOR/REFRIGERATOR

MODEL:
MMRR72HC-1-B-BW

MMRR72HC Black Hinged Triple Glass Door
Hydrocarbon Series



7 Year Parts/Labor Warranty
7 Year Compressor Warranty

CABINET CONSTRUCTION

- Exterior features durable black painted steel
- Heavy-duty interior construction includes white coated steel walls
- Brightly lit sign panel
- LED lighting
- Modern one-piece grille
- Full electronic control with digital display
- Dual-temp refrigerator/refrigerator units provide two different operating temperature zones for different types of products
- Self-contained bottom mount refrigeration system
- Refrigerators have double pane lowE argon filled glass doors
- Self-closing doors with 120° stay-open feature
- Snap-in gaskets, easy to remove for cleaning or replacement
- Fifteen (15) heavy-duty epoxy coated wire shelves
- Four (4) shelf clips included per shelf
- Leveling feet standard

OPTIONS & ACCESSORIES

- Stainless steel or white exterior
- Stainless steel or black interior
- Shelves black or white
- Shelf clips
- Flow track
- Gravity-Flo track
- Price tag molding
- 3" or 6" Casters
- 6" Legs or seismic/flanged legs
- Door locks (swing doors only)
- Custom signage & decals
- Remote option* (see note on back on page)

REFRIGERATION SYSTEM

- Uses environmentally friendly, energy efficient R290 refrigerant, and meets all regulatory requirements for CARB, SNAP, DOE & more
- Non-electric defrost with hot gas condensate evaporation
- Epoxy coated evaporator coil
- Maintains product temperatures between 36°F to 38°F




Please verify qualifying units by visiting:
www.energystar.gov/cfs

3779 Champion Blvd., Winston-Salem, NC 27105
1-888-845-9800 Fax: 1-336-245-6453
Beverage-Air.com Sales@bevair.com



BEVERAGE-AIR

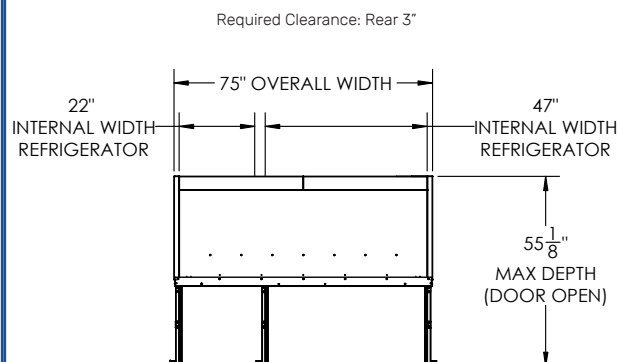
MODEL	MMRR72HC-1-B-BW
EXTERNAL DIMENSIONAL DATA	
Width Overall	75"
Depth Overall (with handle)	33 ½"
Height Overall	78 ⅞"
Number of Doors	3
Depth with Door Open 90°	55 ⅞"
Door Openings (in)	21 ⅞" x 52 ¾"
INTERNAL DIMENSIONAL DATA	
NET Capacity (left/right section) (cubic ft.)	(R) 19.62 (R) 44.85
Internal Width (left section) (in)	22"
Internal Width (right section) (in)	47"
Internal Depth Overall (in)	28 ½"
Internal Height Usable (in)	55"
Number of Shelves	15
ELECTRICAL DATA	
Full Load Amperes (left section)	2.88
Full Load Amperes (right section)	3.9
Voltage	115/60/1
Nema Plug (8' cord)	(2) 5-15P
REFRIGERATION DATA	
Horsepower	(R) 1/4 (R) 1/3
Capacity (BTU/Hr) (left/right section)	(R) 1702 (R) 2291
Heat Rejection (BTU/Hr)	5986
Charge (lbs/grams/ounces) (left/right section)	(R) .1985 / 90 / 3.18 (R) .2425 / 110 / 3.88
SHIPPING DATA	
Gross Weight (crated lbs)	950 lbs
Height - Crated	85"
Width - Crated	77"
Depth - Crated	36"

*NOTE: Remote units are field wired and come with 6" legs.
Refrigerant must be specified at time of order.

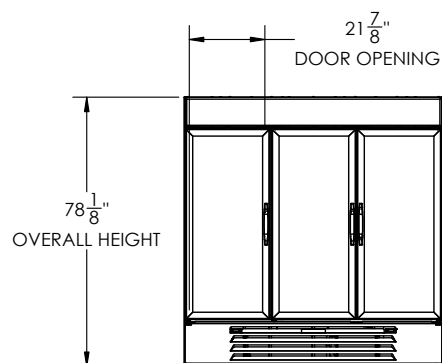
We reserve the right to change specifications and product design without notice.
Such revisions do not entitle the buyer to corresponding changes, improvements,
additions or replacements for previously purchased equipment. Dimensional
tolerances +/- 1/4". Metric dimensions (MM).

Dual-Temp Glass Door Merchandisers Model: MMRR72HC-1-B-BW

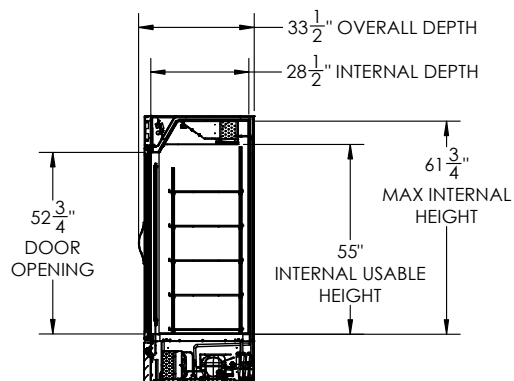
Model Views



PLAN VIEW



ELEVATION VIEW



SIDE VIEW

ELECTRICAL CONNECTION



115/60/1
(2) NEMA 5-15P

Unit pre-wired at
factory and include
8' long cord and
plug set.



3779 Champion Blvd., Winston-Salem, NC 27105 1-888-845-9800 Fax: 1-336-245-6453 Beverage-Air.com Sales@beva.com

