



# BEVERAGE-AIR®

Project: _____	AIA# _____
Item: _____	
Location: _____	SIS# _____
Approved: _____	

MT08™ MERCHANDISER: HINGED DOOR MODEL

## MARKETEER™ MERCHANDISERS

MT08 Black Hinged Door Model

Hydrocarbon Series

MODEL:  
MT08-1H6B



**3 Year Parts/Labor Warranty  
5 Year Compressor Warranty**

### CABINET CONSTRUCTION

- Standard cabinet exterior finish is heavy duty steel with a black baked on durable coating
- Heavy duty interior construction includes white coated steel
- Mechanical temperature control
- Modern one piece grille
- Double pane lowE argon filled glass door feature outside pane that is tempered for added safety
- Door lock standard
- Self-closing hinged glass door features, pocket door handle
- LED lighting
- Five (5) epoxy coated shelves
- Leveling feet

### OPTIONS & ACCESSORIES

- Extra shelves
- 3" Casters

### REFRIGERATION SYSTEM

- Uses environmentally friendly, energy efficient R600 refrigerant, and meets all regulatory requirements for CARB, SNAP, DOE & more
- Condenser is designed to be low maintenance, and energy efficient
- Automatic, non-electric defrost
- Epoxy coated evaporator coil



Please verify qualifying units by visiting:  
[www.energystar.gov/cfs](http://www.energystar.gov/cfs)

3779 Champion Blvd., Winston-Salem, NC 27105  
1-888-845-9800 Fax: 1-336-245-6453  
Beverage-Air.com Sales@bevair.com



# BEVERAGE-AIR®

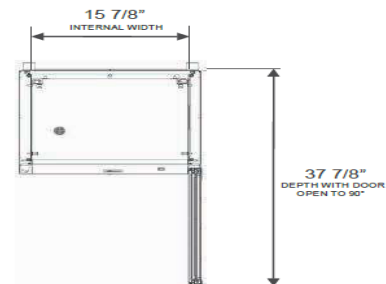
MODEL	MT08-1H6B
<b>EXTERNAL DIMENSIONAL DATA</b>	
Width Overall	18 7/8"
Depth Overall	20 5/8"
Height Overall	71 3/8"
Number of Doors	1
Depth with Door Open 90°	37 7/8"
Door Opening	15" x 51 7/8"
<b>INTERNAL DIMENSIONAL DATA</b>	
NET Capacity (cubic ft.)	7.69
Capacity 20 oz	100
Internal Width Overall (in)	15 7/8"
Internal Depth Overall (in)	14 1/2"
Internal Height Overall (in)	53"
Internal Height Useable (in)	46 7/8"
Number of Shelves	5
<b>ELECTRICAL DATA</b>	
Full Load Amperes	1.8
Voltage	115/60/1
Nema Plug (8' cord)	5-15P
<b>REFRIGERATION DATA</b>	
Horsepower	1/8
Energy Consumption	2.120 kWh/day
Capacity (BTU/Hr)	938
Heat Rejection (BTU/Hr)	1407
Charge (lbs/grams/ounces)	0.099 / 44.9 / 1.58
<b>WEIGHT DATA</b>	
Gross Weight - Crated	206 lbs
Height - Crated	79"
Width - Crated	22"
Depth - Crated	24"

We reserve the right to change specifications and product design without notice. Such revisions do not entitle the buyer to corresponding changes, improvements, additions or replacements for previously purchased equipment. Dimensional tolerances +/- 1/4". Metric dimensions (MM).

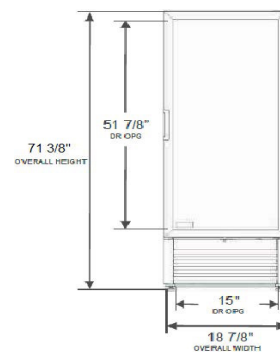
## Glass Hinged Door Model Model: MT08-1H6B

### Model Views

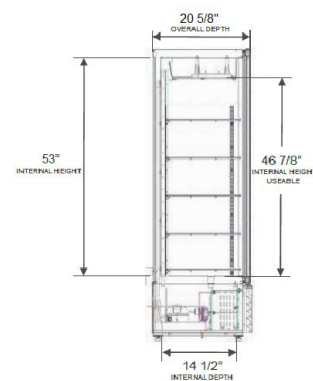
Required Clearance: 4" Top, Bottom, Rear, & Sides



### PLAN VIEW



### ELEVATION VIEW



### SIDE VIEW

### ELECTRICAL CONNECTION



115/60/1  
NEMA 5-15P

Unit pre-wired at factory and include 8' long cord and plug set.



3779 Champion Blvd., Winston-Salem, NC 27105 1-888-845-9800 Fax: 1-336-245-6453 Beverage-Air.com Sales@bevaair.com

