



# BEVERAGE-AIR®

Project: \_\_\_\_\_  
Item: \_\_\_\_\_  
Location: \_\_\_\_\_  
Approved: \_\_\_\_\_

AIA#

SIS#

PRF24-24HC TOP MOUNT DUAL TEMP REACH-IN

## P SERIES TOP MOUNT DUAL TEMPERATURE

PRF24-24HC Solid Door Refrigerator/Freezer

Hydrocarbon Series

MODEL:

PRF24-24HC-1AS



7 Year Parts/Labor Warranty

7 Year Compressor Warranty

### CABINET CONSTRUCTION

- Stainless steel exterior door, sides, and front (galvanized top, back & bottom)
- Interior corrosion resistant aluminum
- Stainless steel door liner
- Full electronic control with exterior digital thermometer
- Expansion valve technology
- Stainless steel braker covers
- Dual temp refrigerator/freezer units provide two different operating temperature zones for different types of products
- Right section freezer
- Left section refrigerator
- Self-closing doors on cam-lift hinges, with 120° hold open feature
- One-piece snap-in magnetic door gaskets for positive seal
- Door locks standard
- Six (6) heavy-duty epoxy coated shelves
- 6" Legs

### OPTIONS & ACCESSORIES

- Stainless steel back
- Stainless steel interior
- Additional shelves
- Zone operating temperature configuration (R/R, F/R, F/F)
- Tray slide kit
- Left and right hand door swing (at time of order)
- 3" and 6" Casters
- Remote option\* (see note on back page)

### REFRIGERATION SYSTEM

- Uses environmentally friendly, energy efficient R290 refrigerant and meets all regulatory requirements for CARB, SNAP, DOE & more
- Adaptive defrost
- Epoxy coated evaporator coil
- Refrigerator maintains product temperatures of 36°-38°F
- Freezer maintains product temperatures of -10°F



Please verify qualifying units by visiting:  
[www.energystar.gov/cfs](http://www.energystar.gov/cfs)

3779 Champion Blvd., Winston-Salem, NC 27105  
1-888-845-9800 Fax: 1-336-245-6453  
Beverage-Air.com Sales@bevair.com



# BEVERAGE-AIR®

## P Series Top Mount Dual Temp Reach-In Model: PRF24-24HC-1AS

MODEL	PRF24-24HC-1AS
<b>EXTERNAL DIMENSIONAL DATA</b>	
Width Overall	52 1/8"
Depth Overall with Handle	34 7/8"
Height Overall	84 1/8"
Number of Doors	2
Depth with Door Open 90°	57 1/2"
Door Opening (in)	21 1/2" x 54 5/8"
<b>INTERNAL DIMENSIONAL DATA</b>	
NET Capacity Refrigerator/Freezer (cubic ft.)	21.01 / 21.01
Internal Width Overall (in)	(2) 22 1/2"
Internal Depth Overall (in)	26"
Internal Height Overall (in)	56 5/8"
Number of Shelves	6
<b>ELECTRICAL DATA</b>	
Full Load Amperes** Refrigerator/Freezer	6.50 / 9.1
Voltage	(2) 115/60/1
Nema Plug (8' cord)	5-15P
<b>REFRIGERATION DATA</b>	
Horsepower Refrigerator/Freezer	1/3 / 3/4
Capacity (BTU/Hr) Refrigerator/Freezer	5600 / 5600
Heat Rejection (BTU/Hr) Refrigerator/Freezer	8400 / 8400
Charge (lbs/grams/ounces) Refrigerator/Freezer	0.2866 / 130 / 4.6 0.3306 / 150 / 5.29
<b>SHIPPING DATA</b>	
Gross Weight - Crated lbs	684 lbs
Height - Crated	88"
Width - Crated	60"
Depth - Crated	45"

\*NOTE: Remote units are field wired and come with 6" legs.  
Refrigerant must be specified at time of order.

We reserve the right to change specifications and product design without notice.  
Such revisions do not entitle the buyer to corresponding changes, improvements,  
additions or replacements for previously purchased equipment. Dimensional  
tolerances +/- 1/4". Metric dimensions (MM).

### ELECTRICAL CONNECTION



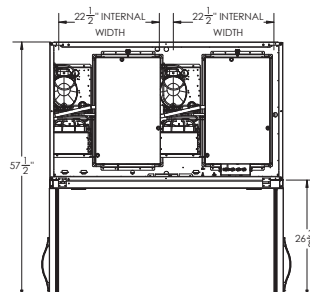
(2) 115/60/1\*\*  
NEMA 5-15P

Unit pre-wired at factory  
and include 8' long cord  
and plug set.

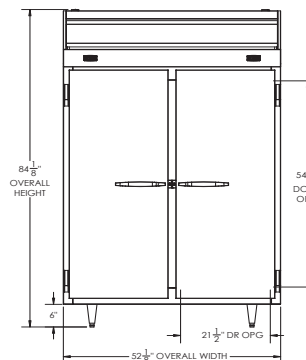
\*\* NOTE: Units that utilize variable speed compressor technology can experience  
nuisance tripping on Class A GFCI outlets which have a trip limit of 4 to 6 mA. To  
avoid this issue in a location that requires GFCI circuit protection, Beverage-Air  
recommends using either an Eaton, SGF20, or HUBBELL Model Number GFRST83W  
20A Heavy Duty Hospital Grade Self-Test GFCI Receptacle.

### Model Views

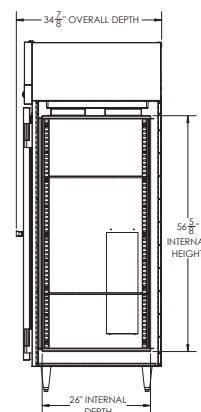
Required Clearance: Top 12"



### PLAN VIEW



### ELEVATION VIEW



### SIDE VIEW

