



BEVERAGE-AIR®

Project: _____	AIA# _____
Item: _____	
Location: _____	SIS# _____
Approved: _____	

RID18HC BOTTOM MOUNT: RI SERIES PASS-THRU

RID PASS-THRU REFRIGERATOR

RID18HC Half-Solid Door Bottom Mount Refrigerator
Hydrocarbon Series

MODEL:
RID18HC-HS



**7 Year Parts/Labor Warranty
7 Year Compressor Warranty**

CABINET CONSTRUCTION

- Stainless steel exterior and interior
- Full electronic control
- Interior LED light
- Five (5) shelves standard
- One piece grille
- Cartridge style hinges
- 120° Stay-open feature
- Snap-in magnetic door gaskets
- 3" Heavy duty casters with two brakes standard

OPTIONS & ACCESSORIES

- Epoxy shelves & clips
- 6" Casters or 6" legs optional
- Wire shelf dividers
- Right or left hinged door
- Remote option* (see note on back page)

REFRIGERATION SYSTEM

- Refrigeration system uses R290 refrigerant to comply with all environmental concerns
- Automatic, non-electric defrost
- Epoxy coated evaporator coil
- Maintains temperature between 36° and 38°F



Please verify qualifying units by visiting:
www.energystar.gov/cfs

3779 Champion Blvd., Winston-Salem, NC 27105
1-888-845-9800 Fax: 1-336-245-6453
Beverage-Air.com Sales@bevair.com



BEVERAGE-AIR®

MODEL	RID18HC-HS
EXTERNAL DIMENSIONAL DATA	
Width Overall	27 1/4"
Depth Overall with Handles	33"
Height Overall	72 3/8"
Number of Doors	4
Depth with Door Open 90°	80 1/8"
Door Openings (in)	24" x 24 3/4"
INTERNAL DIMENSIONAL DATA	
NET Capacity (cubic ft.)	18.38
Internal Width Overall (in)	24 1/4"
Internal Depth Overall (in)	25 1/8"
Internal Height Overall (in)	Max 53" Min 46 5/8"
Number of Shelves	5
ELECTRICAL DATA	
Full Load Amperes	5.5
Voltage	115/60/1
Nema Plug (8' cord)	5-15P
REFRIGERATION DATA	
Horsepower	1/4
Capacity (BTU/Hr)	1997
Heat Rejection (BTU/Hr)	2995.5
Charge (lbs/grams/ounce)	0.1875 / 85 / 3.0
SHIPPING DATA	
Gross Weight (crated lbs)	420 lbs
Height - Crated	76"
Width - Crated	30"
Depth - Crated	35"

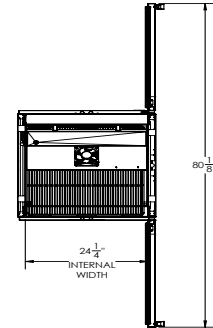
*NOTE: Remote units are field wired and come with 6" legs.
Refrigerant must be specified at time of order.

We reserve the right to change specifications and product design without notice. Such revisions do not entitle the buyer to corresponding changes, improvements, additions or replacements for previously purchased equipment. Dimensional tolerances +/- 1/4". Metric dimensions (MM).

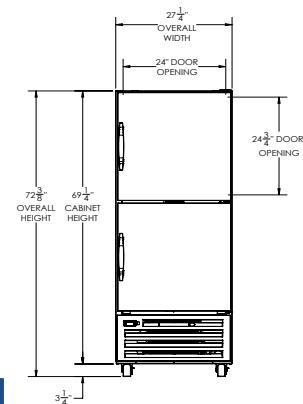
Bottom Mount Pass-Thru Half-Solid Door Model: RID18HC-HS

Model Views

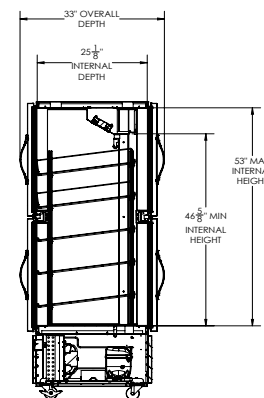
Required Clearance: 3" Bottom & Rear



PLAN VIEW



ELEVATION VIEW



SIDE VIEW

ELECTRICAL CONNECTION



115/60/1
NEMA 5-15P

Unit pre-wired at factory
and include 10.7' long
cord and plug set.



3779 Champion Blvd., Winston-Salem, NC 27105 1-888-845-9800 Fax: 1-336-245-6453 Beverage-Air.com Sales@bevair.com

