



BEVERAGE-AIR®

Project: _____	AIA# _____
Item: _____	
Location: _____	SIS# _____
Approved: _____	

SPE60HC SANDWICH PREP: PASS-THRU MEGA TOP SERIES

FOOD PREPARATION TABLES PASS-THRU

SPE60HC Sandwich Prep Table Mega Top
Hydrocarbon Series

MODEL:
SPE60HC-32M-PT



7 Year Parts/Labor Warranty
7 Year Compressor Warranty

CABINET CONSTRUCTION

- Dual sided mega top with pass-thru bottom storage
- Stainless steel front, sides, top, doors and grille (galvanized back & bottom)
- Interior liner is made of corrosion resistant aluminum
- Full electronic control
- Mega top
- Split removable night covers
- Self-closing doors with 120° stay-open feature, on cartridge style hinges
- Easy door removal for service and cleaning
- Field-reversible doors (hinge kit not included)
- Snap-in magnetic gaskets for positive door seal
- Painted aluminum door handles
- 6" Casters, with (2) brakes standard
- 10" Wide cutting board constructed of white polyethylene plastic
- Split cutting board removable for cleaning
- Four (4) epoxy-coated steel wire shelves
- Thirty-two (32) 1/6 4" deep pans constructed of polycarbonate plastic

OPTIONS & ACCESSORIES

- Stainless steel interior
- Clear lid
- Door locks
- Richlite cutting board
- Epoxy coated shelves
- Shelf clips
- Pan supports
- Pan support crossbar
- Pan configuration
- 6" Legs or 3" casters
- Low profile casters
- Remote option* (see note on back page)

REFRIGERATION SYSTEM

- Uses environmentally friendly, energy efficient R290 refrigerant, and meets all regulatory requirements for CARB, SNAP, DOE & more
- Adaptive defrost
- Epoxy coated evaporator coil
- Maintains product temperatures between 36° - 38°F



Please verify qualifying units by visiting:
www.energystar.gov/cfs

3779 Champion Blvd., Winston-Salem, NC 27105
1-888-845-9800 Fax: 1-336-245-6453
Beverage-Air.com Sales@bevair.com



BEVERAGE-AIR.

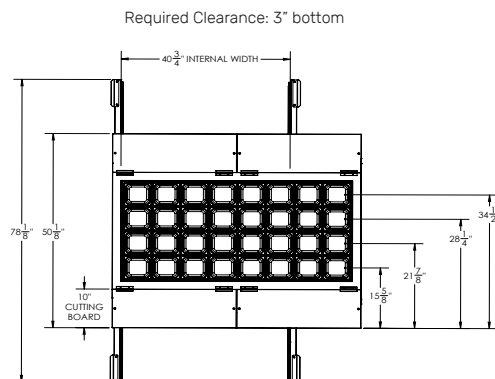
MODEL	SPE60HC-32M-PT
EXTERNAL DIMENSIONAL DATA	
Width Overall	60"
Depth Overall	50 1/8"
Height Overall with Casters	37 5/8"
No. of Doors	4
Depth with Door Open 90°	78 1/8"
Door Openings	18" x 17 1/2"
Width, Cutting Boards	10"
INTERNAL DIMENSIONAL DATA	
NET Capacity (cubic ft.)	17
Internal Width Overall (in)	40 3/4"
Internal Depth Overall (in)	31"
Internal Height Usable (in)	18"
No. of Shelves	4
No. of Pans	32
ELECTRICAL DATA	
Full Load Amperes	4.5
REFRIGERATION DATA	
Horsepower	1/2
Capacity (BTU/Hr)	2940
Heat Rejection (BTU/Hr)	4410
Charge (lbs/grams/ounces)	0.231 / 105 / 3.7
SHIPPING DATA	
Gross Weight - Crated	412 lbs
Height - Crated	43"
Width - Crated	67"
Depth - Crated	47"

*NOTE: Remote units are field wired and come with 6" legs.
Refrigerant must be specified at time of order.

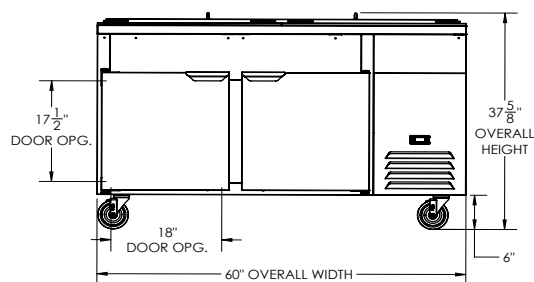
We reserve the right to change specifications and product design without notice.
Such revisions do not entitle the buyer to corresponding changes, improvements,
additions or replacements for previously purchased equipment. Dimensional
tolerances +/- 1/4". Metric dimensions (MM).

Food Preparation Table: Mega Top Pass-Thru Model: SPE60HC-32M-PT

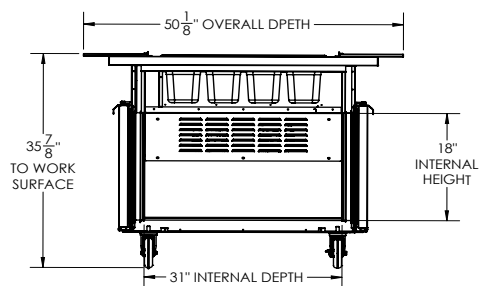
Model Views



PLAN VIEW



ELEVATION VIEW



SIDE VIEW



ELECTRICAL CONNECTION

115/60/1
NEMA 5-15P

Unit pre-wired at factory
and include 8' long cord
and plug set.

3779 Champion Blvd., Winston-Salem, NC 27105 1-888-845-9800 Fax: 1-336-245-6453 Beverage-Air.com Sales@bevaair.com

