



# BEVERAGE-AIR®

Project: \_\_\_\_\_  
Item: \_\_\_\_\_  
Location: \_\_\_\_\_  
Approved: \_\_\_\_\_

AIA#

SIS#

## SCHOOL MILK COLD WALL COOLER

ST49HC Dual Access Cooler  
Hydrocarbon Series

MODEL:

ST49HC-W-02

ST49HC DUAL ACCESS, COLD WALL: SCHOOL MILK SERIES



**7 Year Parts/Labor Warranty**  
**7 Year Compressor Warranty**

### CABINET CONSTRUCTION

- White coated steel exterior
- Stainless steel interior
- Stainless steel lids, hinged doors and door latches
- Dual sided access
- Full electronic control
- Heavy-duty epoxy coated steel wire floor racks standard
- Floor drain is centrally located for easy cleaning and connecting to drain hose with hose adapter
- Flexible compression door gaskets, ensures a tight seal
- Self-latching doors/lids with safety bumpers
- Exterior thermometer
- Cylinder locks
- 4" Heavy-duty plate casters (2 with locks)
- Cold wall milk coolers are designed to hold product temperature during service. Product should be removed at the end of service and moved to long-term, refrigerated storage

### OPTIONS & ACCESSORIES

- Corner bumpers
- Cafeteria tray slides
- Graphics

### REFRIGERATION SYSTEM

- Uses environmentally friendly, energy efficient R290 refrigerant, and meets all regulatory requirements for CARB, SNAP, DOE & more
- Maintains product temperature between 36°F- 40°F



Please verify qualifying units by visiting:  
[www.energystar.gov/cfs](http://www.energystar.gov/cfs)



3779 Champion Blvd., Winston-Salem, NC 27105  
1-888-845-9800 Fax: 1-336-245-6453  
Beverage-Air.com Sales@bevair.com



# BEVERAGE-AIR®

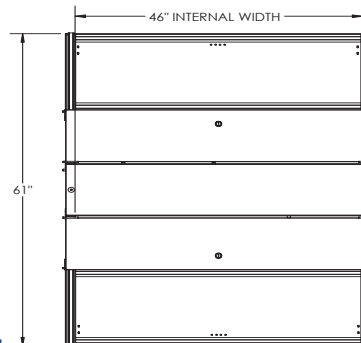
## School Milk Cooler - Dual Access Model: ST49HC-W-02

| MODEL                            | ST49HC-W-02        |
|----------------------------------|--------------------|
| <b>EXTERNAL DIMENSIONAL DATA</b> |                    |
| Width Overall                    | 49"                |
| Depth Overall                    | 31 1/4"            |
| Height Overall with Casters      | 41 1/8"            |
| Number of Lids/Doors             | Dual Access        |
| Both Lids Extended               | 61"                |
| <b>INTERNAL DIMENSIONAL DATA</b> |                    |
| NET Capacity (cubic ft.)         | 18.97              |
| Internal Width Overall (in)      | 46"                |
| Internal Depth Overall (in)      | 27"                |
| Internal Height Overall (in)     | 25 1/2"            |
| <b>CASE CAPACITY</b>             |                    |
| 13" X 13" X 11"                  | 12                 |
| 19" X 13" X 11"                  | 8                  |
| <b>ELECTRICAL DATA</b>           |                    |
| Full Load Amperes                | 3.7                |
| Voltage                          | 115/60/1           |
| Nema Plug (8' cord)              | 5-15P              |
| <b>REFRIGERATION DATA</b>        |                    |
| Horsepower                       | 1/2                |
| Capacity (BTU/Hr)                | 1976               |
| Heat Rejection (BTU/Hr)          | 2964               |
| Charge (lbs/grams/ounces)        | 0.1656 / 75 / 2.65 |
| <b>SHIPPING DATA</b>             |                    |
| Gross Weight - Crated            | 336 lbs            |
| Height - Crated                  | 47"                |
| Width - Crated                   | 52"                |
| Depth - Crated                   | 34"                |

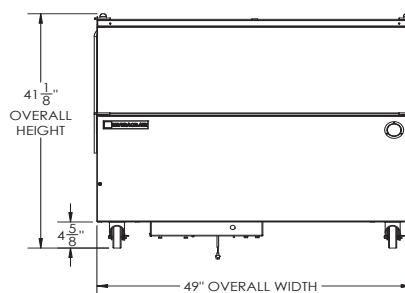
We reserve the right to change specifications and product design without notice. Such revisions do not entitle the buyer to corresponding changes, improvements, additions or replacements for previously purchased equipment. Dimensional tolerances +/- 1/4". Metric dimensions (MM).

### Model Views

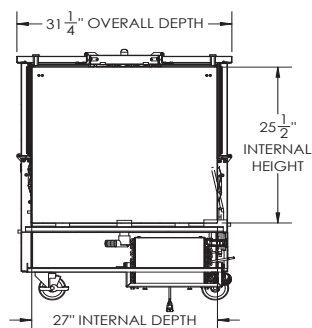
Required Clearance: 4 3/8" bottom



PLAN VIEW



ELEVATION VIEW



SIDE VIEW

### ELECTRICAL CONNECTION



115/60/1  
NEMA 5-15P

Unit pre-wired at factory  
and include 8' long cord  
and plug set.



3779 Champion Blvd., Winston-Salem, NC 27105 1-888-845-9800 Fax: 1-336-245-6453 Beverage-Air.com Sales@bevair.com

