



BEVERAGE-AIR®

Project: _____	AIA#
Item: _____	
Location: _____	SIS#
Approved: _____	

DELI/BAKERY CASE

MODEL:
CDR3HC-1-B

CDR3HC Deli/Bakery Case Refrigerator
Hydrocarbon Series

CDR3HC DELI/BAKERY CASE REFRIGERATOR

3 Year Parts/Labor Warranty
Additional 4 Year Compressor Warranty



CABINET CONSTRUCTION

- Exterior has black powder coated galvanized steel
- Stainless steel interior with mirrored end caps
- Sliding glass, removable doors
- Curved front glass
- Full electronic control with various set points
- LED lighting with on and off switch
- Electrical outlet for scale
- Adjustable shelves for better product display
- Price tag molding standard
- Open food rated

OPTIONS & ACCESSORIES

- Dry case (add -D to refrigerated models)
- 3" casters
- 5" casters

REFRIGERATION SYSTEM

- Uses environmentally friendly, energy efficient R290 refrigerant, and meets all regulatory requirements for CARB, SNAP, DOE & more
- Hot gas condensate evaporator
- Hot gas defrost system
- Maintenance free condenser
- Refrigerator maintains product temperatures between 33°F to 41°F
- Direct sunlight should be avoided
- Tested to 75°F and 55% relative humidity



3779 Champion Blvd., Winston-Salem, NC 27105
1-888-845-9800 Fax: 1-336-245-6453
Beverage-Air.com Sales@bevair.com



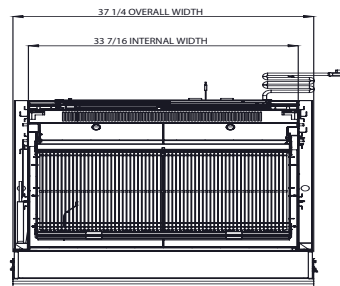
BEVERAGE-AIR

MODEL	CDR3HC-1-B
EXTERNAL DIMENSIONAL DATA	
Width Overall	37 1/4"
Depth Overall	35 47/64"
Height Overall	48 9/16"
INTERNAL DIMENSIONAL DATA	
NET Capacity (cubic ft.)	10
Internal Width Overall (in)	33 7/16"
Internal Depth Top & Middle Overall (in)	14 31/32"
Internal Depth Overall Bottom (in)	24 7/32"
Internal Height Overall (in)	38 49/64"
Number of Shelves	2
ELECTRICAL DATA	
Full Load Amperes	4.0
REFRIGERATION DATA	
Horsepower	1/6
Energy Consumption	4.4 kw-hr/24 hrs
SHIPPING DATA	
Gross Weight	400 lbs
Height - Crated	58 5/16"
Width - Crated	44 7/64"
Depth - Crated	40"


Deli/Bakery Case Refrigerator

Model: CDR3HC-1-B

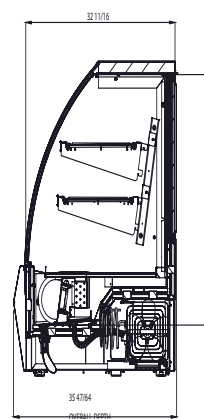
Model Views



PLAN VIEW



ELEVATION VIEW



SIDE VIEW

*ELECTRICAL CONNECTION



120/60/1
NEMA 5-15P

Units pre-wired at factory and include 8' long cord and plug set.

