



# ELEVATION SERIES CUBE ICE MAKER

## CIMO836/O835



### Model:

- CIMO836
- CIMO835



CIMO836 ON B55

## Features and Benefits

- 30.25" (768 mm) wide space-saving design.
- Produces up to 922 lbs (418 kg) of ice per day.
- **Energy and Environment**
  - Exceeds new 2018 DOE (Department of Energy) regulations.
  - Up to 20% more energy efficient than other models.
  - Environmentally friendly, including BPA-free plastic and recyclable parts.
- **Sanitation**
  - Plastic Food Zone eliminates hard-to-clean nooks and crannies, allowing for effortless wipe down and easy, long-lasting sanitation.
  - Built in Agion® ensures unbeatable antimicrobial protection.
  - Smart LED light indicates machine status and when cleaning is required.
  - Simple, one-touch controls for sanitization and descaling.
  - BPA-free snap-in, snap-out dishwasher-safe components.
- **Unique Dual Exhaust** - Air-cooled machines are designed to discharge hot air from both the side and top of the unit, increasing installation flexibility and reducing the potential of obstructed exhaust.
- **Universal Smart Harness™** control board simplifies installation and servicing with better access, digital diagnostics, universal components and common configuration.

CIMO836/O835 CUBE ICE MAKER

### Ice Form

| FULL CUBE DIMENSIONS |   |
|----------------------|---|
| W x D x H (in.)      | 7 $\frac{1}{8}$ x 7 $\frac{1}{8}$ x 7 $\frac{1}{8}$ |
| W x D x H (mm)       | 22 x 22 x 22  |
| HALF CUBE DIMENSIONS |   |
| W x D x H (in.)      | 3 $\frac{1}{8}$ x 7 $\frac{1}{8}$ x 7 $\frac{1}{8}$ |
| W x D x H (mm)       | 10 x 22 x 22  |



CUBE

### Bin Chart *Kits for Combining Wider Bins with Smaller Models*

|      |         | ICE STORAGE BINS |                  |                  |                  |                  |                  |                  |                                  |                    |                    |                    |
|------|---------|------------------|------------------|------------------|------------------|------------------|------------------|------------------|----------------------------------|--------------------|--------------------|--------------------|
|      |         | Model No.        | B25              | B40              | B42              | B55              | B700             | B110             | B1000                            | B1300              | B1325              | B1660              |
|      |         | Capacity         | 242 lbs (110 kg) | 344 lbs (156 kg) | 351 lbs (160 kg) | 510 lbs (232 kg) | 680 lbs (308 kg) | 854 lbs (388 kg) | 1,000 lbs (454 kg)               | 1,320 lbs (599 kg) | 1,325 lbs (601 kg) | 1,660 lbs (753 kg) |
|      |         | Width            | 30 in (762 mm)   | 30 in (762 mm)   | 22 in (559 mm)   | 30 in (762 mm)   | 30 in (762 mm)   | 48 in (1,219 mm) | 48 in (1,219 mm)                 | 48 in (1,219 mm)   | 60 in (1,524 mm)   | 60 in (1,524 mm)   |
| Kits | CIMO836 |                  | Kit Not Required |                  | N/A              | Kit Not Required |                  | BPF-1            | Hold Down Securement Recommended |                    |                    |                    |
|      | CIMO835 |                  | Kit Not Required |                  | N/A              | Kit Not Required |                  | BPF-1            | Hold Down Securement Recommended |                    |                    |                    |

\*See Ice-O-Matic Price List for Adapter Kits to combine ice makers with most available ice/beverage dispensers.

### Options & Accessories

| WATER FILTERS     |          |             |
|-------------------|----------|-------------|
| Ice Machine Model | Manifold |             |
|                   | System   | Replacement |
| CIMO836           | IFQ1     | IOMQ (1)    |
| CIMO835           |          |             |

Note: All modular cube CIM units can be installed with the O<sub>3</sub>-Matic™ Ozone Delivery System.

### Ice Maker Warranty

| COMMERCIAL WARRANTY                              |                         |
|--|-------------------------|
| Ice Maker  | 3 YEARS parts and labor |
| Evaporator and Compressor                        | 5 YEARS parts           |
| Evaporator (when enrolled in our filter program) | 7 YEARS parts and labor |



# ELEVATION SERIES CUBE ICE MAKER CIMO836/O835

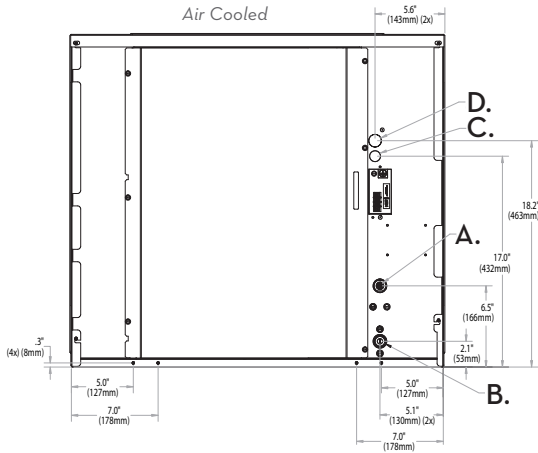


CIMO836/O835 CUBE ICE MAKER

## Air Cooled

Please note: air-cooled units require 6" (152 mm) clearance for air intake and exhaust.

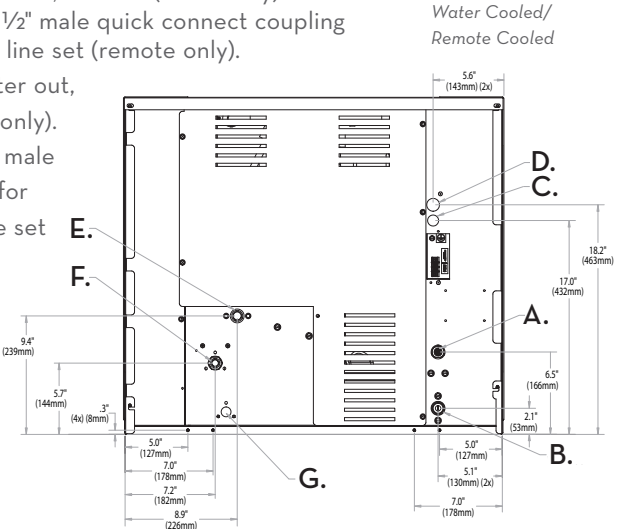
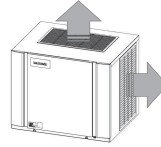
- A. Ice maker potable water in, 3/8" FPT.
- B. Ice maker water out, 3/4" FPT.
- C. Hole for electrical connections, 7/8".
- D. Electrical connection junction box, 7/8".



## Water Cooled/Remote Cooled

- A. Ice maker potable water in, 3/8" FPT.
- B. Ice maker water out, 3/4" FPT.
- C. Hole for electrical connections, 7/8".
- D. Electrical connection junction box, 7/8".
- E. Condenser water in, 3/8" FPT (water only).  
Discharge line, 1/2" male quick connect coupling for precharged line set (remote only).
- F. Condenser water out, 1/2" FPT (water only).
- G. Liquid line, 3/8" male quick connect for precharged line set (remote only).

Dual Exhaust for Installation Flexibility



## Operating Requirements

|                         | MINIMUM           | MAXIMUM           |              |
|-------------------------|-------------------|-------------------|--------------|
|                         |                   | 60 Hz             | 50Hz         |
| Ambient Temp. Range Air | 50°F (10°C)       | 100°F (38°C)      | 110°F (43°C) |
| Water Temp.             | 40°F (4.4°C)      |                   |              |
| Water Pressure          | 20 PSIG (1.4 BAR) | 80 PSIG (5.5 BAR) |              |

## Dimensions

| ALL MODELS      |                      |
|-----------------|----------------------|
| W x D x H (in.) | 30.25 x 24.25 x 26.9 |
| W x D x H (mm)  | 768 x 616 x 683      |

## Specifications

| Model Number | Cond. Unit | Half-Cube Ice Production per 24hrs |                              | Water Usage gallons per 100 lbs of Ice 90°F air/70°F water |           | kWH Used per 100 lbs of ice @ 90°F air/70°F water | Voltage Characteristics | Min. Circuit Ampacity | Fuse Size | Approx. BTUs per hour |
|--------------|------------|------------------------------------|------------------------------|--|-----------|---|-------------------------|-----------------------|-----------|-----------------------|
|              |            | 70°F air/50°F water lbs (kg)       | 90°F air/70°F water lbs (kg) | Potable  | Condenser |   |                         |                       |           |                       |
| CIMO836A     | Air        | 896 (406)                          | 711 (322)                    |  | N/A       | 5.0   | 208-230/60/1            | 11.8                  | 20        | 15,100                |
| CIMO836R     | Remote     | 906 (411)                          | 793 (360)                    | 19.0   | N/A       | 4.9   |                         | 12.3                  |           |                       |
| CIMO836W     | Water      | 896 (406)                          | 798 (362)                    |  | 140.0     | 4.2   |                         | 11.3                  |           |                       |
| CIMO835A     | Air        | 922 (418)                          | 726 (329)                    |  | N/A       | 4.73  | 220-240/50/1            | 10.8                  | 16        | 14,350                |
| CIMO835R     | Remote     | 912 (413)                          | 814 (369)                    | 18.0   | N/A       | 4.38  |                         | 11.4                  |           |                       |
| CIMO835W     | Water      | 901 (409)                          | 809 (367)                    |  | 110.0     | 3.96  |                         | 10.4                  |           |                       |

\* Daily ice production based on half cube configuration.

### Notes:

Number of Wires: 3 (including ground)  
 Approx. Shipping Weight lbs (kg): CIMO836A 220 (100) • CIMO836R 220 (100) • CIMO836W 210 (96) • CIMO835A 220 (100) • CIMO835R 220 (100) • CIMO835W 210 (96)  
 Refrigerant Type: R404A