




# R2A-FS

## Two Section Full Stainless Door Refrigerator



R2A-FS  
07/16/19  
Item # 13513

**W x D x H**  
55" x 33.5" x 79.5"\*  
\*with 4" casters



Item #: \_\_\_\_\_  
Project: \_\_\_\_\_  
Qty: \_\_\_\_\_  
AIA#: \_\_\_\_\_

### Features

- ▶ **Maximum interior storage capacity with smallest external footprint**
- ▶ **Stainless steel interior with stainless steel exterior front, sides and top**
- ▶ **Unique ducted air distribution system**
  - Energy efficient interior LED light
  - Environmentally friendly R290 hydrocarbon refrigerant
  - Solid state digital controller with temperature alarms and LED display (Fahrenheit or Celsius)
- Cabinet and doors are insulated with 2-3/8" of CFC free, foamed in place polyurethane
- Stainless steel exterior and interior door come standard with locks
- Exclusive stepped door design to protect recessed door gasket
- Spring assisted self-closing doors with stay open feature
- Sturdy 8 gauge stainless steel hinge plate with welded hinge pin
- Extruded aluminum flush mount door handle
- Field reversible doors
- Evaporator coils are epoxy electrocoated (E-Coat) to help fight corrosion
- Energy efficient automatic hot gas condensate evaporator
- Top mount refrigeration comes standard with a condenser filter
- Refrigerant flow is controlled with thermostatic expansion valve
- Stainless steel shelf supports
- (3) epoxy coated wire shelves are standard per section
- Center shelves for added storage capacity
- Standard with 4" casters (two with brakes)
- Stackable (two units high) to conserve warehouse floor space
- 10 ft. cord and plug



#### Dimensions / Capacity

	Two Section R2A-FS
<b>Interior Storage Capacity</b> (CF) (AHAM)	50.37 ft <sup>3</sup>
<b>Overall Width x Depth</b>	55" x 33.5"
<b>Height</b> (including 4" casters)	79.5"
<b>Door Opening Width x Height</b>	21.75" x 59.25"
<b>Depth with Door Open at 90°</b>	59.25"
<b>Adjustable Shelves</b>	6
<b>Shelf Dimensions (W x D)</b>	21.25" x 26"
<b>Adjustable Center Shelves</b>	3
<b>Center Shelf Dimensions (WxD)</b>	6" x 17.8"
<b>Crated Shipping Weight</b>	562 lbs
<b>Crated Length x Width x Height</b>	58" x 37.5" x 81"

#### Electrical / Refrigeration

	Two Section R2A-FS
<b>Voltage</b>	115/60/1
<b>HACR Breaker</b>	15.0 Amps
<b>Electrical Connection</b> (NEMA)	5-15P Ⓢ
<b>Voltage Range</b>	104-126
<b>Ambient Temp. Range</b>	45° to 100°F
<b>Control Setpoint Range</b>	31° to 52°F
<b>Amperage</b>	8
<b>Energy Consumption</b> (kWh/day) @ASHRAE	3.47
<b>Heat Rejection</b> (BTU/Hr.) @NSF	513
<b>Approx. Nominal Compress.</b> BTU/HR (HP)	1545(1/2HP)
<b>Refrigerant / Charge Amount</b> (oz)	R290 / (4.9 oz)

#### Options

- Additional epoxy shelves
- Stainless steel shelves
- Additional center shelves
- Tray/Pan slides
- Foot pedal door opener
- 6" Adjustable legs
- Condensate pan (HS-5462)


#### Warranty

\* 3 Year - parts and Labor on entire machine.  
5 Year - Parts on Compressor  
Valid in United States, Canada, Puerto Rico and U.S. Territories. Contact factory for warranty in other countries.




# R2A-FS

Two Section Full Stainless Door Refrigerator

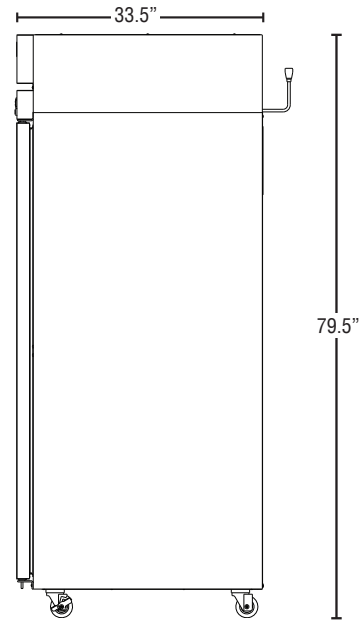


R2A-FS  
07/16/19  
Item # 13513

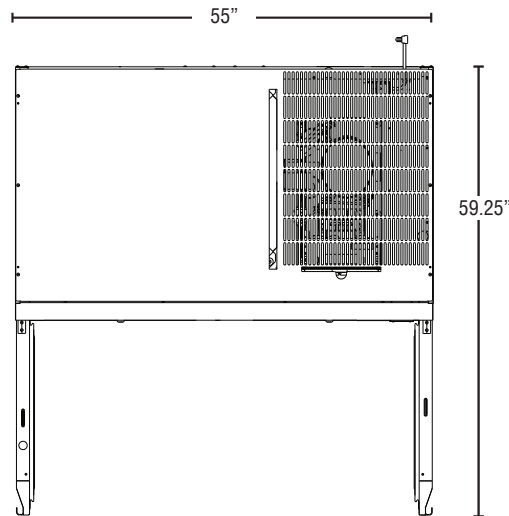
FRONT VIEW



SIDE VIEW



PLAN VIEW



## Cabinet Construction

The exterior cabinet front, sides, and top are constructed of high quality stainless steel. The exterior back, and bottom are constructed of coated steel. The cabinet interior is constructed of stainless steel with a unique ducted air flow system. Three (3) heavy duty epoxy coated shelves per section are standard. Mounted on stainless steel pilasters shelves are adjustable in 1" increments. Cabinet walls and doors are insulated with 2-3/8" of environmentally friendly, CFC free, foamed in place polyurethane. An interior LED light is automatically activated when doors are opened. 4" polyolefin, casters (two with brakes) are standard.

## Door Construction

Doors are constructed of a high grade stainless steel exterior and interior and are standard with locks. Hoshizaki's exclusive "stepped" design protects the recessed gasket while product is being removed from the cabinet. Doors are provided with a one piece, full length extruded aluminum flush mount handle and are mounted on eight (8) gauge stainless steel hinge plates with a welded hinge pin. Spring assisted self-closing doors are equipped with a stay open feature past 90 degrees. Snap-in magnetic door gaskets are easily removed for cleaning. Door hinging is field reversible.

## Refrigeration System

The high efficiency refrigeration system is self-contained with an epoxy electrocoated (E-Coat) evaporator for extended life. Top mounted refrigeration system is easily accessible for service and includes a condenser filter with easy access from the top of the unit. The refrigeration system components are assembled on a high density expanded polypropylene platform that is removable from the main unit. A unique ducted air flow system achieves uniform air distribution within the cabinet to eliminate hot spots. Condensate removal is accomplished with a top mounted energy efficient non-electric evaporation system. A thermostatic expansion valve (TXV) controls the flow of environmentally friendly R290 refrigerant through the evaporator. Refrigeration system utilizes a time initiated off cycle defrost to eliminate any ice on the evaporator coil. Solid state digital controls monitor the operation and performance of the refrigeration system. The controls also provide visual high and low temperature and high and low voltage alarms. A LED display shows the cabinet temperature and is adjustable to Fahrenheit or Celsius. 115 volt units are equipped with a ten foot cord and plug (20.0 amps or less).