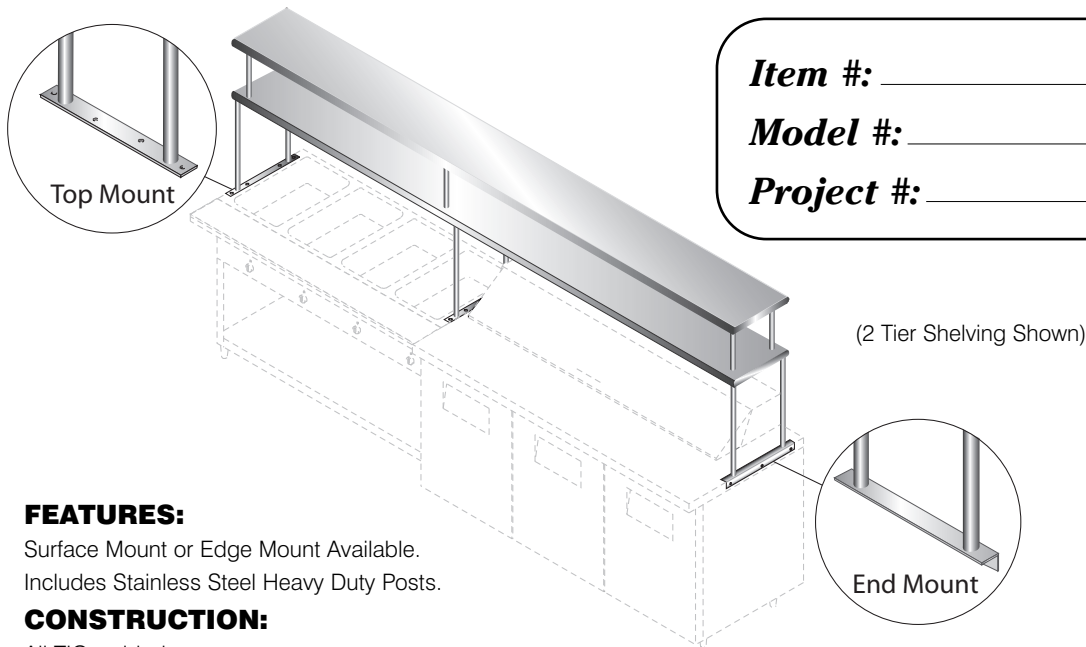




TABLE MOUNTED

# STAINLESS STEEL SHELVING FOR EXISTING TABLES



Item #: \_\_\_\_\_ Qty #: \_\_\_\_\_  
 Model #: \_\_\_\_\_  
 Project #: \_\_\_\_\_



**FEATURES:**

Surface Mount or Edge Mount Available.  
 Includes Stainless Steel Heavy Duty Posts.

**CONSTRUCTION:**

All TIG welded.  
 Exposed surfaces polished to a satin finish.  
 (3) sets of supports furnished on 96" & larger units  
 (Specify 1" or 1 5/8" tubing).

**MATERIAL:**

All Shelves are 18 gauge type "430" stainless steel.

Customer to specify models of buyout equipment.  
 Print Required.

**SINGLE TIER SHELVING**

**18" Wide**

**24" Wide**

L	Model #	Wt
48"	CU-18-48	42 lbs.
60"	CU-18-60	53 lbs.
72"	CU-18-72	64 lbs.
84"	CU-18-84	75 lbs.
96"	CU-18-96	89 lbs.
108"	CU-18-108	95 lbs.
120"	CU-18-120	105 lbs.
132"	CU-18-132	118 lbs.
144"	CU-18-144	130 lbs.

L	Model #	Wt
48"	CU-24-48	55 lbs.
60"	CU-24-60	61 lbs.
72"	CU-24-72	70 lbs.
84"	CU-24-84	81 lbs.
96"	CU-24-96	98 lbs.
108"	CU-24-108	104 lbs.
120"	CU-24-120	113 lbs.
132"	CU-24-132	129 lbs.
144"	CU-24-144	146 lbs.

**DOUBLE TIER SHELVING**

**18" Wide**

**24" Wide**

L	Model #	Wt
48"	CU-18-48-2	76 lbs.
60"	CU-18-60-2	95 lbs.
72"	CU-18-72-2	115 lbs.
84"	CU-18-84-2	135 lbs.
96"	CU-18-96-2	160 lbs.
108"	CU-18-108-2	121 lbs.
120"	CU-18-120-2	218 lbs.
132"	CU-18-132-2	255 lbs.
144"	CU-18-144-2	298 lbs.

L	Model #	Wt
48"	CU-24-48-2	114 lbs.
60"	CU-24-60-2	131 lbs.
72"	CU-24-72-2	152 lbs.
84"	CU-24-84-2	176 lbs.
96"	CU-24-96-2	207 lbs.
108"	CU-24-108-2	239 lbs.
120"	CU-24-120-2	283 lbs.
132"	CU-24-132-2	331 lbs.
144"	CU-24-144-2	387 lbs.

**Optional MODIFICATIONS**

	Model #	Qty
Special Shelf Sizing	TA-60	
24" x 24" Shelf Extension For Microwave	TA-102	
Additional Length Over 12'	TA-104	



Customer Service Available To Assist You **1-800-645-3166** 8:30 am - 8:00 pm E.S.T.

Email Orders To: customer@advancetabco.com. For Smart Fabrication™ Quotes, Email To: smartfab@advancetabco.com or Fax To: 631-586-2933

**NEW YORK**  
 Fax: (631) 242-6900

**GEORGIA**  
 Fax: (770) 775-5625

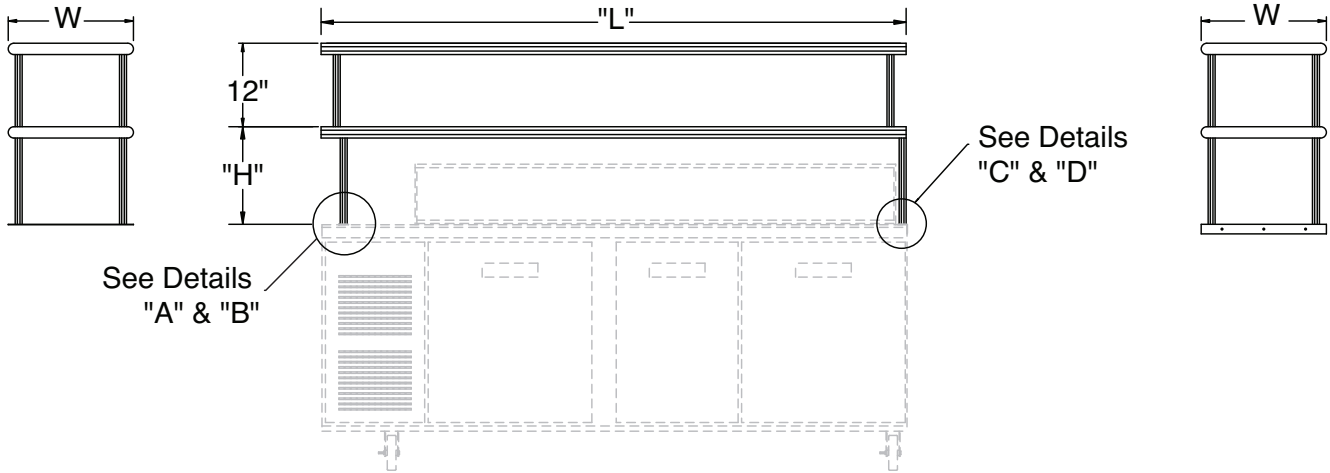
**TEXAS**  
 Fax: (972) 932-4795

**NEVADA**  
 Fax: (775) 972-1578

# DETAILS and SPECIFICATIONS

TOL ± .500"

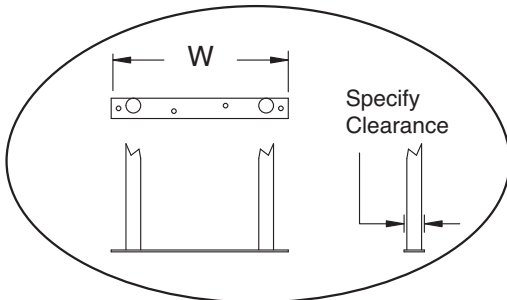
ALL DIMENSIONS ARE TYPICAL



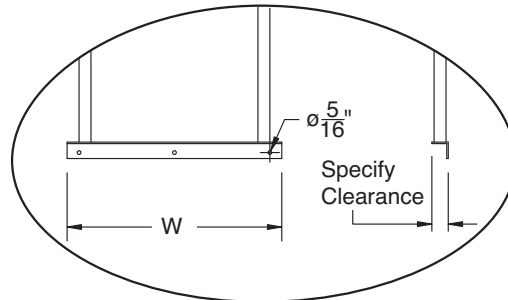
**NOTE:** Specify Height (H) of Lower Shelf

***A print is required for proper shelf sizing***

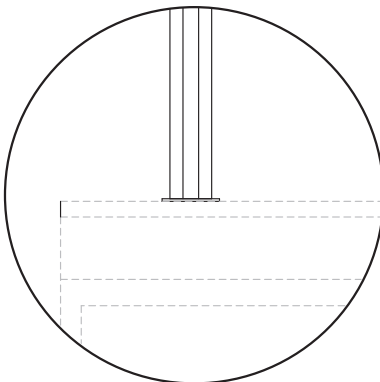
## MOUNTING BRACKET DETAILS



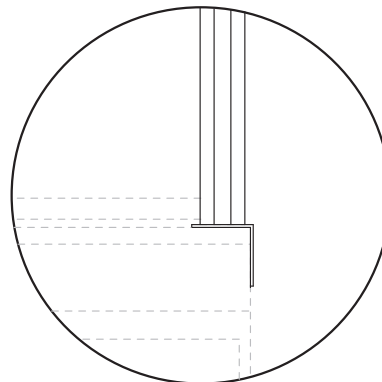
DETAIL "A"  
(Surface Mounting Bracket)



DETAIL "C"  
(Edge Mounting Bracket)



DETAIL "B"



DETAIL "D"

