



Job: Item No.:

Notes:

Model Number: PHB450HE PHB480HE
 PHB650HE PHB975HE

Mobile Refrigerators

SPECIFICATIONS



PHB450HE

DESCRIPTION

PHB Series Mobile refrigerators are designed to hold and transport cold food to the serving location. They are constructed of sanitary stainless steel and feature a high efficiency energy management refrigeration system with environmentally safe coolant. Transport features include wrap-around bumper, wheel-ahead caster pattern and insulated turned-in seam construction. Meets DOE energy regulation requirement: 10 CFR 431 Subpart C-Commercial Refrigerator, Freezer and Refrigerator-Freezer Standard.

SHORT FORM SPECIFICATIONS

Refrigerated food transport cart, electric, insulated, welded, turned-in seam stainless steel construction, side-mounted push handles, flush-mounted transport latch with finger grip. Universal or channel tray racks. Non-marking gray vinyl wrap-around bumper. Polyurethane casters in wheel-ahead caster pattern. 1/3 HP condensing unit, self-contained evaporator coil and blower refrigeration system. 25 oz. CFC-free R134a coolant. 120V, 60Hz, 1Ph, 8.5 running amps, ten-foot 3 wire rubber cord with 3-prong grounding plug. NEMA 5-15P.

FEATURES

- Stainless steel turned-in seam construction
- Foam and high-density fiberglass wrap-around insulation
- Self-contained evaporator coil; blower refrigeration system
- 1/3 HP air-cooled high torque condenser
- ON/OFF toggle switch with guard; dial thermometer
- Temperature range of 33°F to 40°F (1°C to 4°C)
- Stainless steel caster bolsters and perimeter tube supports
- Two heavy-duty side-mounted aluminum push handle
- Recessed door with 1½" thick fiberglass insulation
- Stainless steel butt hinges with 3/8" pins
- Heavy-duty sliding latch with finger grip
- Heavy-duty vinyl door gasket
- 6" polyurethane casters; two fitted with brakes
 - o PHB450HE & PHB480HE: all swivel
 - o PHB650HE & PHB975HE: 2 swivel, 2 rigid
- Offset wheel-ahead caster pattern
- Non-marking gray vinyl bumper set in heavy-duty extruded aluminum frame
- PHB480HE/PHB975HE: adjustable slides for 18"x26", 12"x20", GN 1/1 and GN 2/1 pans, 20"x20" glass racks
- PHB450HE/PHB650HE: fixed channel slides for 18"x26" pans

OPTIONS AND ACCESSORIES

- Locking door latch
- Menu card holder
- 4 wheel brakes
- Alternate electrical configurations
- Alternate caster sizes & treads
- Swivel-lock casters
- Close-fit bumper
- Transport latch with padlock hasp
- Tamper-resistant fasteners
- Rack-hold down fasteners
- Thermometer protector cover
- 5-year compressor warranty
- Correctional package
- PHB480HE & PHB975HE only:
 - o 6" extended tray slides
 - o Wire shelf

CERTIFICATIONS



WARRANTY

One-year warranty for parts and labor.



CARTER-HOFFMANN
1551 McCormick Avenue, Mundelein, IL 60060
847.362.5500 • 800.323.9793
www.carter-hoffmann.com

Follow us



Form No.
PHBSeries_0821



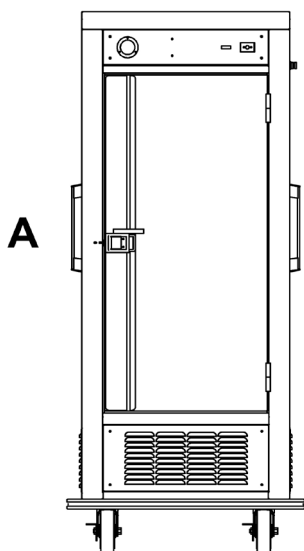


Job: _____ Item No.: _____
 Notes: _____
 Model Number: PHB450HE PHB480HE
 PHB650HE PHB975HE

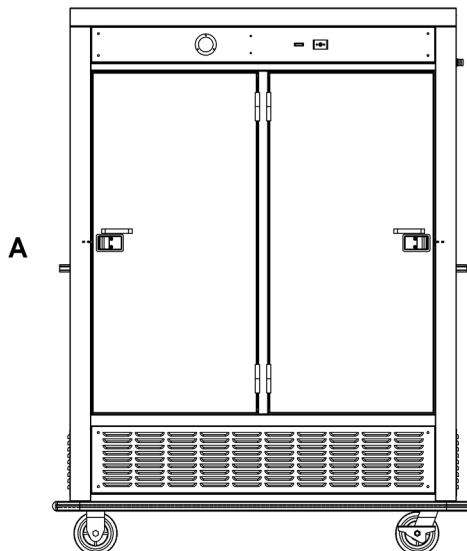
Mobile Refrigerators

SPECIFICATIONS

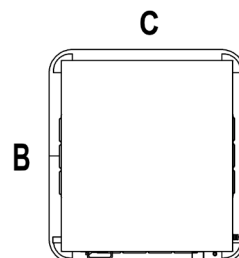
Front - single door



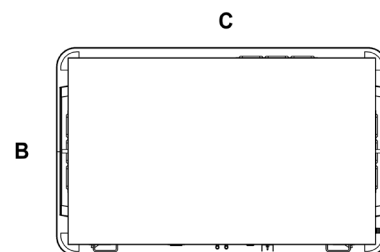
Front - double door



Top - single door



Top - double door



CLEARANCES

A clearance of at least 2" from any wall or combustible material. A clearance of least 36" at the front of the cabinet is required to open the door. Cabinet must be placed on a solid level floor.

ELECTRICAL DATA

Single electrical connection.
 120 Volts, 1500 Watts, 8.5 running Amps, 60Hz, single phase.
 Ten foot three wire rubber cord with 3-prong grounding plug.
 NEMA 5-15P.



Model Number	Pan Capacity*		Inside Working Height		Height [A]		Depth [B]		Width [C]		Caster Diameter		Shipping weight	
	18"x26"	12"x20"	in	mm	in	mm	in	mm	in	mm	in	mm	lbs	kg
PHB450HE**	30	-	45 ^{3/4}	1162	75 ^{7/8}	1867	35	889	31 ^{3/8}	797	6	152	442	200
PHB480HE*	12	24	45 ^{3/4}	1162	75 ^{7/8}	1867	37 ^{1/8}	943	34 ^{1/8}	867	6	152	470	213
PHB650HE**	60	-	45 ^{3/4}	1162	75 ^{7/8}	1867	35	889	53 ^{1/4}	1353	6	152	598	271
PHB975HE	24	48	45 ^{3/4}	1162	75 ^{7/8}	1867	37 ^{1/8}	943	58 ^{3/8}	1492	6	152	805	365

*Pan spacing at 3.5" (89mm). Tray slides adjustable at 1.75" increments.

**Fixed pan spacing at 1.5" (38mm)

Due to periodic changes in designs, methods, procedures, policies and regulations, the specifications contained in this sheet are subject to change without notice. While Carter-Hoffmann exercises good faith efforts to provide information that is accurate, we are not responsible for errors or omissions in information provided or conclusions reached as a result of using these specifications. By using the information provided, the user assumes all risks in connection with such use.