

"SPLASH PROOF"

ELECTRIC TABLE TYPE, ROUND,
15 GALLON (56 LITER)

Project _____
Item _____
Quantity _____
FCSI Section 11400 _____
Approved _____
Date _____

Braising Pans / Tilting Skillets

Models

- SET-15



Shown with optional Support Stand (ST28)



Standard Features

- High Efficiency Heating System with even heat distribution via Heating Elements cast into Aluminum, covering entire pan bottom
- Cooking Surface Guaranteed against warping
- Splash Proof
- Bead Blasted Cooking Surface resists sticking
- Adjustable, Thermostat Controlled Temperature from 175°F to 425°F
- Fast Heat-Up and Recovery Time
- Balanced Design Permits Easy Tilting; with left or right mounted Tilt Handle
- All Stainless Steel Construction for durability and easy cleaning
- Lift-Off Cover with Adjustable Vent
- Sanitary Base Mounting for Table Top Installation
- Standard 208 or 240 Volts, 60 Hz, 3 Phase, 3 Wire
- Self-Locking Marine Type Tilt Mechanism: Prevents accidental tilting
- Typical approvals include UL, CSA, CE and NSF

Short Form Specifications

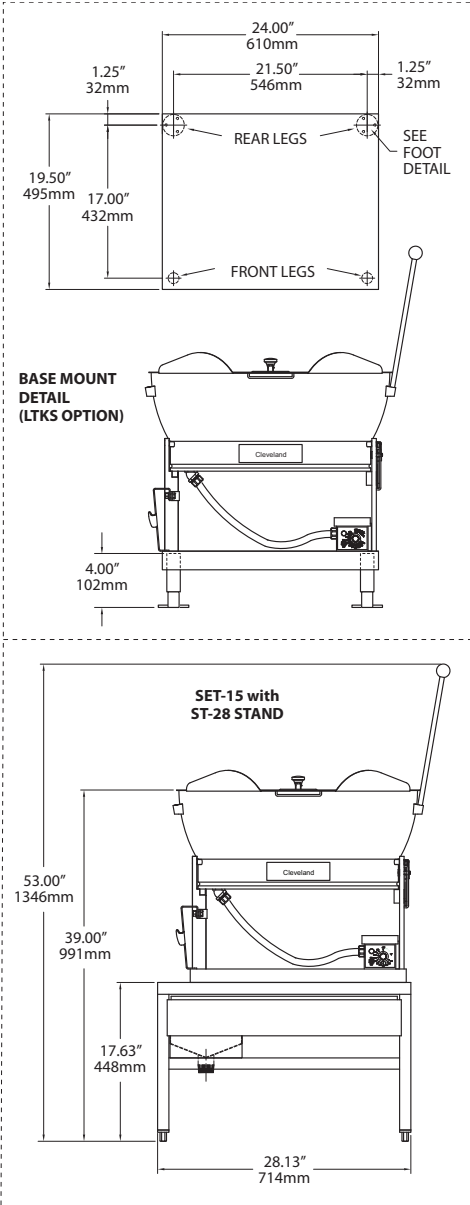
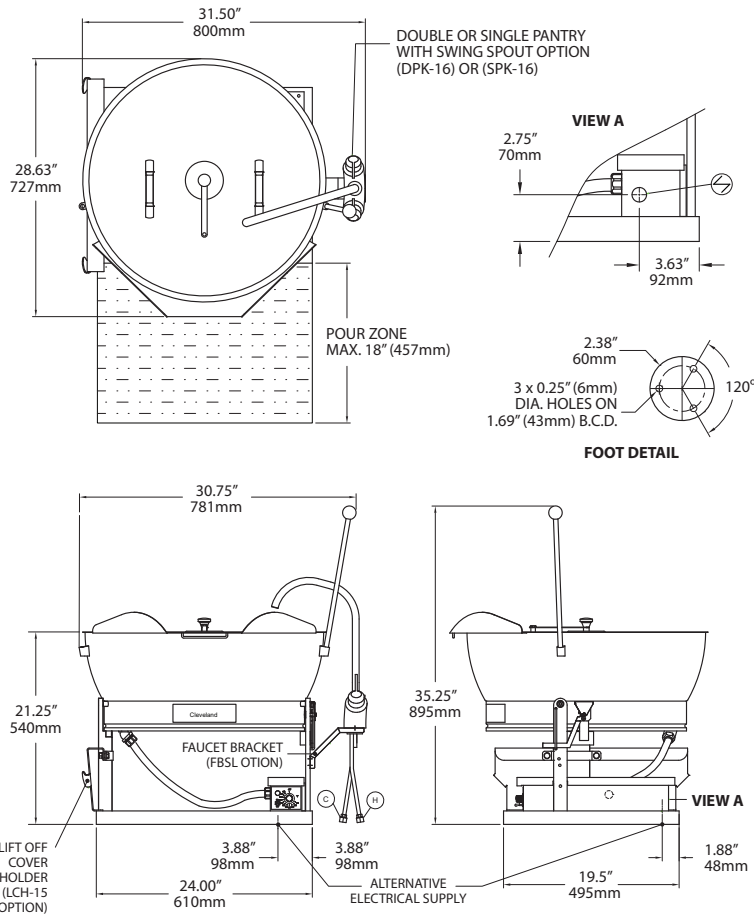
Shall be CLEVELAND, Round Tilting Skillet, Model SET-15; _____ KW _____ Volts, 15 Gallon Capacity (56 liters). Complete with: Thermostatic and Safety Controls; Bead Blasted Cooking Surface; Lift-Off Cover with adjustable Vent. All Stainless Steel Construction.

Options & Accessories


- Perforated Pasta Basket (BS-SET15)
- Double or Single Pantry with Swing Spout (DPS) or (SPS)
- Faucet Bracket (FBSL)
- Poaching Pan (PPR)
- Vegetable Steamer (VS)
- 4" Stainless Steel Legs with adjustable feet (LTKS)
- Stainless Steel Support Stands (ST28) with Sliding Drain Drawer and Splash Screen
- Food Strainer (FS-15-5)
- 240 Volts, 60 Hz, 3 Phase (VOSK1)
- 380/415 Volts, 50 Hz, 3 Phase - For Export (VOSK2)
- 440/480 Volts, 60 Hz, 3 Phase (VOSK3)
- Single Phase Option (SPH)

CAPACITIES

In 4 oz. servings. Other sizes may be calculated.
15 gallons / 56 Liters 480



SPECIFICATIONS:

		 ELECTRICAL SUPPLY:											
SET-15 15 GAL (56 L.)	208 V			240 V			220/380 V			240/416 V			
	KW	AMPS 1PH	AMPS 3PH	KW	AMPS 1PH	AMPS 3PH	KW	AMPS 1PH	AMPS 3PH	KW	AMPS 1PH	AMPS 3PH	
	7.4	35.4	20.5	7.8	32.7	18.9	6.5	N/A	10	7.8	N/A	11	
DUAL VOLTAGE OF 220/380 V SHOWN ON CHART REQUIRE A 4 WIRE, 3 PH ELECTRICAL SUPPLY													

APPROVALS			CLEARANCE:		HOT WATER: COLD WATER: PIPING: 1/2" NPT (DOUBLE) PIPING: 3/8" COPPER TUBE (SINGLE) ELECTRIC POWER CONNECTION
UL	CSA	NSF	RIGHT: 4" (102mm) LEFT: 4" (102mm) REAR: 0.5" (13mm)		
✓	✓	✓			

Shipping Weights & Dimensions
Model - SET-15
Weight - 195 lbs
Width - 34"
Depth - 34"
Height - 34"

NOTES:

Cleveland Range reserves right of design improvement or modification, as warranted.
Many regional, state and local codes exist and it is the responsibility of the owner and installer to comply with the codes.
Cleveland Range equipment is built to comply with applicable standards for manufacturers. Included among those approval agencies are U.L., NSF, CGA, CSA, ETL and others.

(NOT TO SCALE)