

Foodservice Equipment • Material Handling, Healthcare & Cleanroom Equipment • Retail Display

New **Double-Mat
Wire Shelving**
for Soda, Round-Bottomed Containers
and Small-Legged Appliances



ALLOWS FOR
SODA BOTTLE DISPLAY
WITHOUT TIPPING.
ALSO GREAT FOR SMALL
BOTTLE STORAGE.



double-mat wire shelves shown assembled
with 33" (838mm) posts *

* Sold separately. For additional information on available posts, refer to
Spec Sheet #EG01.00.

Item #: _____
Model #: _____
Project #: _____
SIS #: _____

Optional Accessories	Model #	Qty.
Dividers		
Ledges		
Rods & tabs		
Shelf markers		

patented
QuadTruss®
design
(patent # 5,390,803)



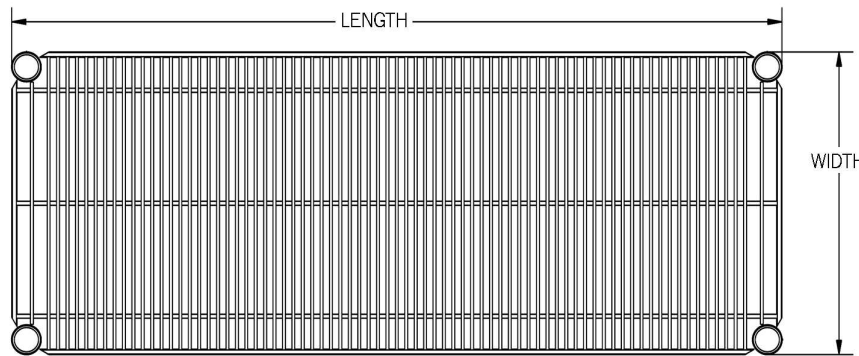
- Utilizes a heavy duty open wire shelf design: wires of mat assembly are spaced 7/16" (11mm) apart to accommodate rounded bottom of soda bottles.
- Patented QuadTruss® design (patent #5,390,803) makes EAGLE shelves up to 25% stronger and provides a retaining ledge for increased storage stability and product retention.
- Tapered split sleeves of high-temperature-resistant ABS plastic create a positive lock that becomes stronger as the load increases.
- Shelves offered in (457 and 610mm) 18" and 24" widths, and in 36", 48", and 60" (914, 1219, and 1529mm) lengths.
- Available with EAGLEbrite® zinc, Valu-Master® grey or Valu-Gard® green epoxy finish. Also available in white, black, or red epoxy.

Spec sheets available for viewing, printing or downloading from our online literature library at www.eaglegrp.com

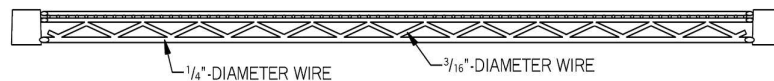
Double-Mat Wire Shelving

Design and Construction Features

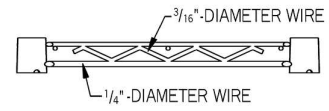
- Utilizes heavy duty open wire shelf design: wires of mat assembly are spaced 7/16" (11mm) apart to accommodate rounded bottom of soda bottles.
- Patented QuadTruss® design (patent #5,390,803) makes EAGLE shelves up to 25% stronger and provides a retaining ledge for increased storage stability and product retention.
- Available with EAGLEbrite® zinc, Valu-Master® grey or Valu-Gard® green epoxy finish. Also available in black, white, or red epoxy.
- Shelves offered in 18" and 24" (457 and 610mm) widths, and in 36", 48", and 60" (914, 1219, and 1529mm) lengths.
- Tapered split sleeves of high-temperature-resistant ABS plastic create a positive lock that becomes stronger as the load increases.



TOP VIEW



FRONT VIEW



SIDE VIEW

width x length in. mm	weight lbs. kg	EAGLEbrite® zinc		Valu-Master®		Valu-Gard®	
		model #	list	model #	list	model #	list
18" x 36" 457 x 914	14 6.4	DWS1836Z	82	DWS1836V	98	DWS1836VG	98
18" x 48" 457 x 1219	18 8.2	DWS1848Z	99	DWS1848V	113	DWS1848VG	113
18" x 60" 457 x 1524	22 10.0	DWS1860Z	119	DWS1860V	136	DWS1860VG	136
24" x 36" 610 x 914	17 7.7	DWS2436Z	99	DWS2436V	117	DWS2436VG	117
24" x 48" 610 x 1219	22 10.0	DWS2448Z	118	DWS2448V	140	DWS2448VG	140
24" x 60" 610 x 1524	27 12.2	DWS2460Z	145	DWS2460V	167	DWS2460VG	167

Double-Mat Wire Shelf Starter Units

Comes with four shelves and four 63" or 74" (1600 or 1880mm)-high posts (same finish as shelves).

Models with 63" (1600mm)-Height

Models with 74" (1880mm)-Height

width x length in. mm	EAGLEbrite®			Valu-Master®			Valu-Gard®					
	model #	list	model #	list	model #	list	model #	list	model #	list		
18" x 36" 457 x 914	DWS4-63-1836Z	425	DWS4-63-1836V	497	DWS4-63-1836VG	497	DWS4-74-1836Z	438	DWS4-74-1836V	505	DWS4-74-1836VG	505
18" x 48" 457 x 1219	DWS4-63-1848Z	493	DWS4-63-1848V	556	DWS4-63-1848VG	556	DWS4-74-1848Z	505	DWS4-74-1848V	564	DWS4-74-1848VG	564
18" x 60" 457 x 1524	DWS4-63-1860Z	573	DWS4-63-1860V	648	DWS4-63-1860VG	648	DWS4-74-1860Z	585	DWS4-74-1860V	657	DWS4-74-1860VG	657
24" x 36" 610 x 914	DWS4-63-2436Z	493	DWS4-63-2436V	573	DWS4-63-2436VG	573	DWS4-74-2436Z	505	DWS4-74-2436V	581	DWS4-74-2436VG	581
24" x 48" 610 x 1219	DWS4-63-2448Z	568	DWS4-63-2448V	665	DWS4-63-2448VG	665	DWS4-74-2448Z	581	DWS4-74-2448V	674	DWS4-74-2448VG	674
24" x 60" 610 x 1524	DWS4-63-2460Z	678	DWS4-63-2460V	775	DWS4-63-2460VG	775	DWS4-74-2460Z	691	DWS4-74-2460V	783	DWS4-74-2460VG	783