

Models

- 305 45 pound ice capacity chest with ABS plastic interior liner



305

Standard Features

- 20-gauge stainless steel top with raised die stamped opening
- Galvanized exterior body
- One piece stainless lift off cover with handle
- 1" diameter drain plumbed out the bottom
- High-density environmentally friendly, Kyoto Protocol Compliant, Non ODP (Ozone Depletion Potential), Non GWP (Global Warming Potential) polyurethane foam throughout unit
- ABS plastic interior liner with coved corners
- One year parts and labor standard warranty

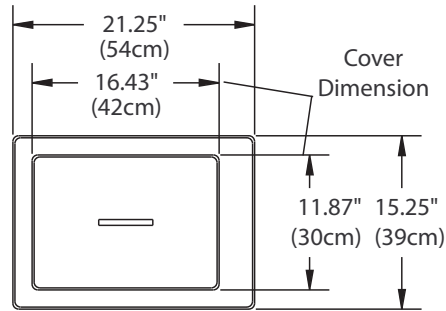
Specifications

Top is 20-gauge stainless steel with .19" (.48 cm) raised edge on die-stamped 15.13" x 10.5" (38.4 x 26.7 cm) opening. Opening is fitted with one-piece cover in 20-gauge stainless steel.

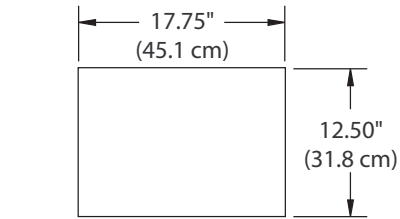
Ice compartment has liner of ABS plastic with coved corners and has 1" (2.54cm) diameter drain. Sides and bottom insulated with high-density closed-cell environmentally friendly, Kyoto Protocol Compliant, Non ODP (Ozone Depletion Potential), Non GWP (Global Warming Potential) polyurethane. Bin holds 45 pounds of ice.

Exterior housing is 24-gauge galvanized steel.

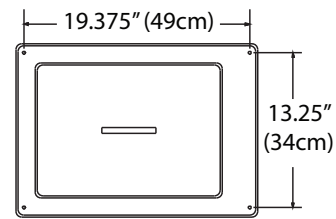




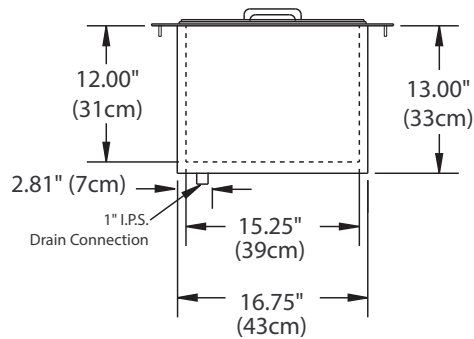
305 Plan View



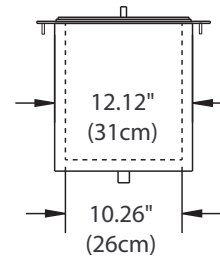
305 Cutout Dimensions



305 Mounting Stud Locations



305 Elevation View



305 End View

Specifications		
Model	Storage Capacity	Ship Weight
305	45 lbs	18lbs (8kg)

Welbilt reserves the right to make changes to the design or specifications without prior notice.