

## 4427NP Mega Top

Front-Breathing Self-Contained Mega Top Refrigerated Bases

4427NP Mega Top

### Models

- 4427NP-9M Single section with doors, nine pan capacity
- D4427NP-9M Single section with drawers, nine pan capacity
- 4427NP-12M Single section with doors, twelve pan capacity
- D4427NP-12M Single section with drawers, twelve pan capacity



4427NP-12M

### Standard Features

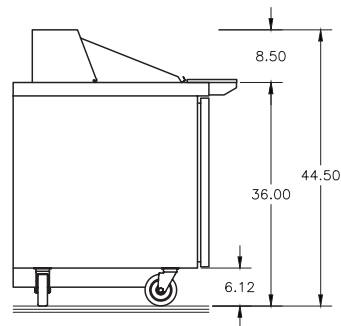
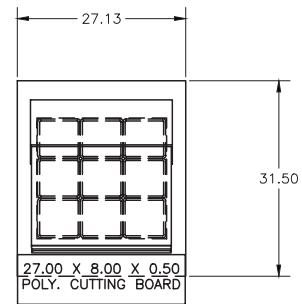
- Patented air screen ensures product stays cold without drying it out
- All 4400 Series units are 100% front breathing, which allows the unit to be pushed against a wall or built into a cabinet or an existing line up
- Durable, rugged stainless steel sides, top and front
- Features Delfield's exclusive ABS interior (on sides). ABS is extremely durable - it won't dent, chip or corrode and is backed by a limited lifetime warranty
- Delfield supplies 1/6 size pans and positive placement adapter bars for top opening
- Dual level pan brackets allow the pans to be lowered an additional inch in the unit without tools to provide additional pan temperature holding performance. Not available for twelve pan capacity models
- Mega top refrigerators are standard with 8" wide, dishwasher safe polyethylene cutting board mounted on heavy-duty brackets
- "D" prefix models feature Delfield's drawer system. Drawers are backed by a 10-year warranty on the track assembly
- Environmentally friendly R290 refrigerant
- High density foamed in place environmentally friendly, Kyoto Protocol Compliant, Non ODP (Ozone Depletion Potential), Non GWP (Global Warming Potential) polyurethane keeps energy costs low
- Bent in full length handle
- Standard on 5" casters for easy cleaning and installation
- 10' cord and plug supplied
- One epoxy coated wire shelf standard, installed per door section
- ACT solid state electronic control
- Three year parts and labor warranty and an additional two year compressor parts warranty

### Options & Accessories


- Various lid options
- 16" wide single tier overself (9M models only)
- Stainless steel finish on back
- Plastic laminate on front
- Additional wire shelves
- 3" casters, 4" ride height
- Door lock
- Exterior thermometer

## 4427NP-9M

4427NP-9M Pan Cutout Configuration



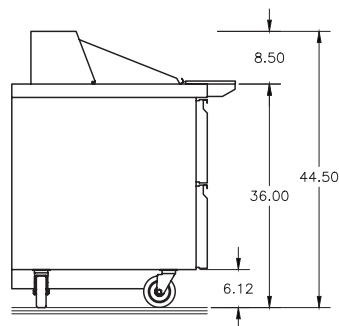
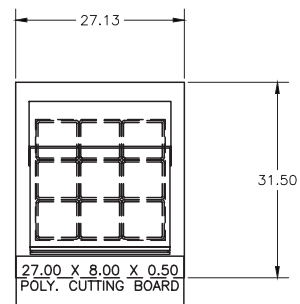
4427NP-9M Left Side View




4427NP-9M Elevation View

## D4427NP-9M

D4427NP-9M Pan Cutout Configuration

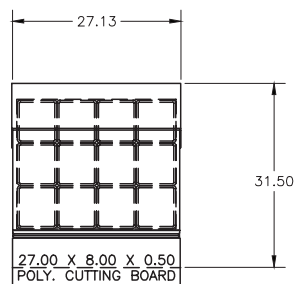


D4427NP-9M Left Side View

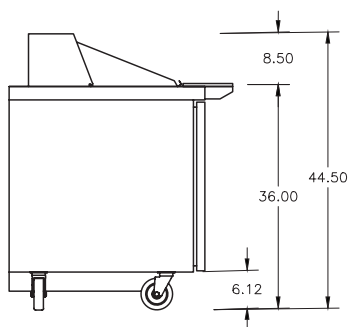


D4427NP-9M Elevation View


## 4427NP-12M



4427NP-12M Pan Cutout Configuration

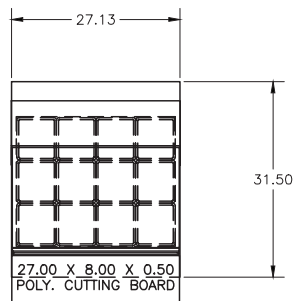


4427NP-12M  
Left Side View

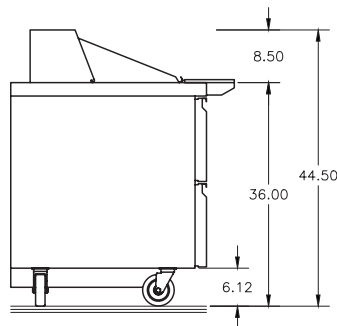


4427NP-12M  
Elevation View


## D4427NP-12M



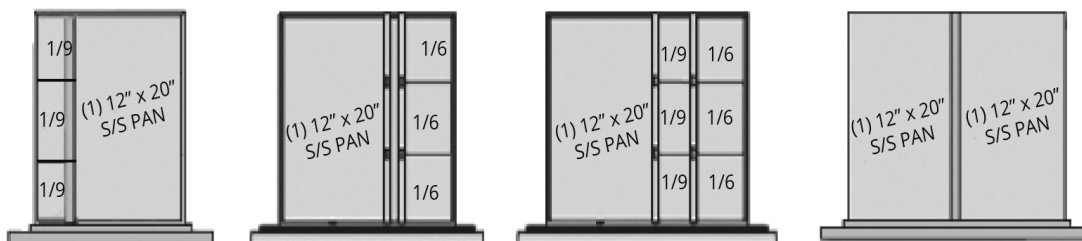
D4427NP-12M Pan Cutout Configuration



D4427NP-12M  
Left Side View



D4427NP-12M  
Elevation View



Welbilt reserves the right to make changes to the design or specifications without prior notice.

## INSTALLATION NOTE:

Refrigeration system is designed so that air will flow under the unit, through the compressor area and out the front of the unit. Any restriction to this air flow path will void the warranties.

## 4427N Mega Top

### Specifications

Model	1/6 Size Pan Cap.	# of Shelves	Shelf Area	Volume	h.p.	V/Hz/Ph	Amps	nema plug	Ship Weight
4427NP-9M	9	1	3.17ft <sup>2</sup>	8.20ft <sup>3</sup>	0.3	115/60/1	4.0	5-15P	223lbs/101kg
D4427NP-9M	9	NA	NA	8.20ft <sup>3</sup>	0.3	115/60/1	4.0	5-15P	245lbs/111kg
4427NP-12M	12	1	3.17ft <sup>2</sup>	8.20ft <sup>3</sup>	0.3	115/60/1	4.0	5-15P	223lbs/101kg
D4427NP-12M	12	NA	NA	8.20ft <sup>3</sup>	0.3	115/60/1	4.0	5-15P	245lbs/111kg

## Specifications

**Exterior top** is one-piece, 22-gauge stainless steel with integral 2.12" (5.4cm) square nosing on the front. Top of drawer unit has openings to accept nine or twelve 1/6-size 4" (10cm) deep pans. Top of door unit has openings to accept nine or twelve 1/6-size 4" or 6" (10cm or 15cm) deep pans. Adapter bars and 1/6 size pans are supplied by Delfield. Lid is constructed of 20-gauge stainless steel. Temperature in top opening to maintain 33°F (1°C) to 41°F (5°C), with pans recessed 2.5" (6.4cm) at 86°F ambient room temperature, meeting NSF 7 requirements. One 27" x 8" x .5" (68.6cm x 20.3cm x 1.3cm) polyethylene cutting board is mounted on the top at the front edge.

**Dual level pan brackets** allow the pans to be lowered an additional inch in the unit without tools to provide additional pan temperature holding performance. Not available for twelve pan capacity models.

**Exterior back and bottom** are two-piece 24-gauge galvanized steel. Exterior ends are stainless steel.

**Interior sides** are thermoformed ABS plastic with integral shelf supports. Base is fully insulated with high-density foamed in place environmentally friendly, Kyoto Protocol Compliant, Non ODP (Ozone Depletion Potential), Non GWP (Global Warming Potential) polyurethane.

**Refrigeration system** uses environmentally friendly R290 refrigerant. Condenser coil and hot gas condensate evaporator mounted on rear of the cabinet. Evaporator coil is located on the interior rear wall of the cabinet. Refrigerant flow is controlled by a capillary tube. Cabinet maintains an interior cabinet temperature of 33°F to 40°F (0°C to 4°C).

**ACT control:** ACT electronic, solid state control, mounted on the exterior rear of the cabinet, allows unit to maintain precise temperatures in heavy duty conditions.

**Electrical connection** is 115 volt, 60 Hertz, single phase. Unit has a 10' (3m) long electrical cord and NEMA 5-15P plug.

**Casters:** Equipment is mounted on 5" (13cm) diameter plate casters with front two locking. Equipment clearance above the floor is 2.5" (6cm).

**Doors** have a 22-gauge stainless steel exterior, with thermoformed ABS plastic interior liner. Cabinet has one adjustable epoxy-coated wire shelf.

**Drawers** have 22-gauge stainless steel exterior with thermoformed ABS plastic interior liner. Drawer frames are 12-gauge stainless steel. Drawer slides are 11-gauge stainless steel with Delrin bearings. Top drawer holds one full size 12" x 20", 4"-6" (30.5cm x 50.8cm x 10.2cm) deep pan, and three 1/6 size pans. Bottom drawer holds one full size 12 x 20" and three 1/6 size 4" deep pans. Pans are supplied by others.



4427NP Mega Top

Welbilt reserves the right to make changes to the design or specifications without prior notice.