

## 4432NP Mega Top

Front-Breathing Self-Contained Mega Top Refrigerated Bases

4432NP Mega Top

### Models

- 4432NP-12M Single section with doors twelve pan capacity
- D4432NP-12M Single section with drawers twelve pan capacity



D4432NP-12M

### Standard Features

- Patented air screen ensures product stays cold without drying it out
- 100% front breathing, which allows the unit to be pushed against a wall or built into a cabinet or an existing line up
- Durable, rugged stainless steel sides, top and front
- Features Delfield's exclusive ABS interior (on sides). ABS is extremely durable - it won't dent, chip or corrode and is backed by a limited lifetime warranty
- Delfield supplies 1/6 size pans and positive placement adapter bars for top opening
- Dual level pan brackets allow the pans to be lowered an additional inch in the unit without tools to provide additional pan temperature holding performance
- Mega top refrigerators are standard with 8" wide, dishwasher safe polyethylene cutting board mounted on heavy-duty brackets
- "D" prefix models feature Delfield's drawer system. Drawers are backed by a 10-year warranty on the track assembly
- Environmentally friendly R290 refrigerant
- High density foamed in place environmentally friendly, Kyoto Protocol Compliant, Non ODP (Ozone Depletion Potential), Non GWP (Global Warming Potential) polyurethane keeps energy costs low
- Bent in full length handle
- Standard on 5" casters for easy cleaning and installation
- 10' cord and plug supplied
- One epoxy coated wire shelf standard, installed per door section
- ACT solid state electronic control
- Three year parts and labor warranty and an additional two year compressor parts warranty

### Options & Accessories

- Various lid options
- 16" wide single tier overshef
- Stainless steel finish on back
- Plastic laminate on front
- Additional wire shelves
- 3" casters, 4" ride height
- Door lock
- Exterior thermometer (door models only)

### Specifications

**Exterior top** is one-piece, 22-gauge stainless steel with integral 2.12" (5.1cm) square nosing on the front. Top of drawer unit has openings to accept twelve 1/6-size 4" (10cm) deep pans. Top of door unit has openings to accept twelve 1/6-size 4" or 6" (10cm or 15cm) deep pans. Adapter bars and 1/6 size pans are supplied by Delfield. Telescoping cover is constructed of 20-gauge stainless steel. Temperature in top opening to maintain 33°F (1°C) to 41°F (5°C), with pans recessed 2.5" (6.4cm) at 86°F ambient room temperature, meeting NSF 7 requirements. One 32" x 8" x .5" (81.3cm x 20.3cm x 1.3cm) polyethylene cutting board is mounted on the top at the front edge.

**Dual level pan brackets** allow the pans to be lowered an additional inch in the unit without tools to provide additional pan temperature holding performance.

**Exterior back and bottom** are two-piece 24-gauge galvanized steel. Exterior ends are stainless steel.

**Interior sides** are thermoformed ABS plastic with pilaster shelf supports and clips. Base is fully insulated with high-density foamed in place environmentally friendly, Kyoto Protocol Compliant, Non ODP (Ozone Depletion Potential), Non GWP (Global Warming Potential) polyurethane.

**Refrigeration system** uses environmentally friendly R290 refrigerant. Condenser coil and hot gas condensate evaporator mounted on rear of the cabinet. Evaporator coil is located on the interior rear wall of

the cabinet. Refrigerant flow is controlled by a capillary tube. Cabinet maintains an interior cabinet temperature of 33°F to 40°F (0°C to 4°C).

**ACT control:** ACT electronic, solid state control, mounted on the exterior rear of the cabinet, allows unit to maintain precise temperatures in heavy duty conditions.

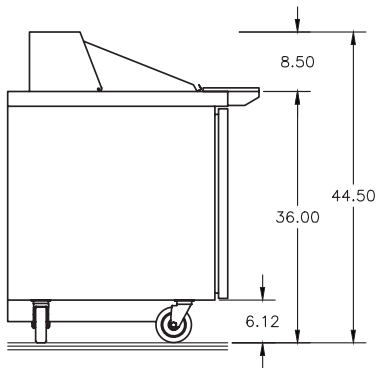
**Electrical connection** is 115 volt, 60 Hertz, single phase. Unit has a 10' (3m) long electrical cord and NEMA 5-15P plug.

**Casters:** Equipment is mounted on 5" (13cm) diameter plate casters with front two locking. Equipment clearance above the floor is 2.5" (6cm).


**Doors** have a 22-gauge stainless steel exterior, with thermoformed ABS plastic interior liner. Cabinet has one adjustable epoxy-coated wire shelf.

**Drawers** have 22-gauge stainless steel exterior with thermoformed ABS plastic interior liner. Drawer frames are 12-gauge stainless steel. Drawer slides are 11-gauge stainless steel with Delrin bearings. Top drawer will hold two 12" x 20" (30.5cm x 50.8cm) pans 4"- 6" (10.1cm - 15.2cm) deep. Bottom drawer holds two 12" x 20" (30.5cm x 50.8cm) pans 4" (10.1cm) deep. Pans are supplied by others.

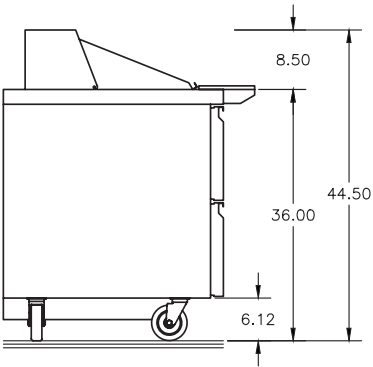





4432NP-12M Left  
Side View



4432NP-12M  
Elevation View

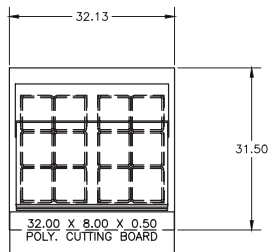


D4432NP-12M Left  
Side View

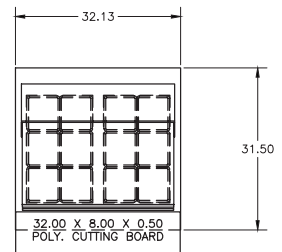


D4432NP-12M  
Elevation View

4432NP-12M Pan Cutout  
Configuration



D4432NP-12M Pan Cutout  
Configuration



### INSTALLATION NOTE:

Refrigeration system is designed so that air will flow under the unit, through the compressor area and out the front of the unit. Any restriction to this air flow path will void the warranties.

| Specifications |                   |              |                     |                      |      |          |      |           |              |
|----------------|-------------------|--------------|---------------------|----------------------|------|----------|------|-----------|--------------|
| Model          | 1/6 Size Pan Cap. | # of Shelves | Shelf Area          | Volume               | H.P. | V/Hz/Ph  | Amps | Nema Plug | Ship Weight  |
| 4432NP-12M     | 12                | 1            | 3.88ft <sup>2</sup> | 10.10ft <sup>3</sup> | 0.3  | 115/60/1 | 4.0  | 5-15P     | 245lbs/111kg |
| D4432NP-12M    | 12                | NA           | NA                  | 10.10ft <sup>3</sup> | 0.3  | 115/60/1 | 4.0  | 5-15P     | 293lbs/133kg |

Welbilt reserves the right to make changes to the design or specifications without prior notice.