

## DSLRF Reach-Ins

Reach-In Freezers W/ Glass Doors

DSLRF Freezer Reach-Ins

### Models

- |                                   |                                   |                                   |
|-----------------------------------|-----------------------------------|-----------------------------------|
| <input type="checkbox"/> DSLF1-G  | <input type="checkbox"/> DSLF2-G  | <input type="checkbox"/> DSLF3-G  |
| <input type="checkbox"/> DSLF1-GH | <input type="checkbox"/> DSLF2-GH | <input type="checkbox"/> DSLF3-GH |



DSLRF2-G

### Standard Features

- Stainless steel exterior and interior
- easyTouch Control with remote monitoring capability
- Stay-open door feature for easy product loading and unloading
- Stainless steel door(s)
- Door activated interior LED light
- Heavy-duty cylinder lock
- Stainless steel interior door liner
- One piece, snap-in door gaskets
- Stainless steel breaker caps
- 3 silver freeze wire shelves
- 6" high adjustable stainless steel legs
- 8' cord and plug
- R-290 refrigerant
- Hot gas condensate evaporator
- Adaptive defrost
- Freezer capable of maintaining product temperature -10°F to 0°F
- Three year parts and labor warranty and an additional 4 year compressor parts warranty.

### Options

- Stainless steel case back
- Stainless steel kick plate
- Exterior door laminate
- Door swing orientation (at time of order)
- Additional shelves
- Tray slides (type A & A/C)
- 3", 6" casters or 6" seismic legs
- Correctional package

### Specifications

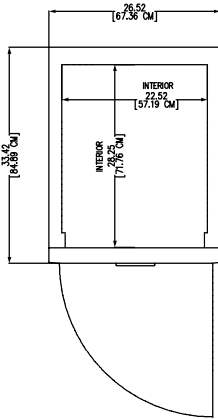
**Refrigeration system:** All components are mounted to the top cabinet ceiling, outside the food zone and are assembled as one piece and can be removed as one piece. Environmentally friendly R290 refrigerant is used. System has the capability of maintaining between -10°F and 0°F in heavy use food service operations. Refrigerant is metered using a highly responsive thermostatic expansion valve. System is controlled using an electronic temperature control, which provides improved pull down times, reducing compressor cycling and longer compressor life with lower energy consumption. Control system uses adaptive defrost to assure evaporator coil is free of ice and operating at optimum efficiency. Evaporator condensate is eliminated using an energy efficient hot gas system.

Units are completely insulated with high density foamed in place environmentally friendly, Kyoto Protocol Compliant, Non ODP (Ozone Depletion Potential), Non GWP (Global Warming Potential) polyurethane.

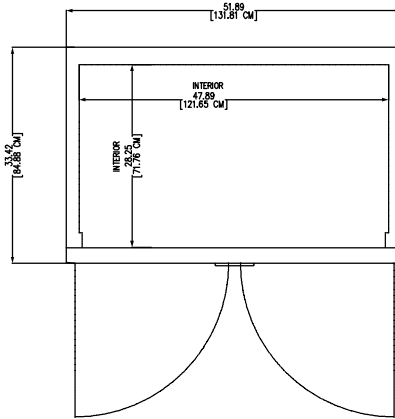


R290

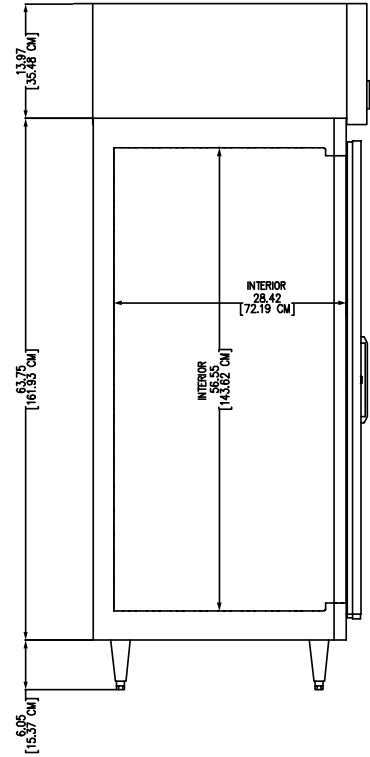
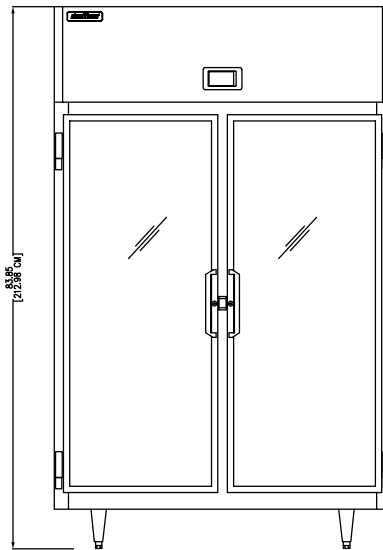
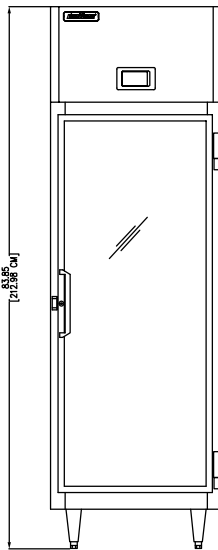
## DSL F Freezer Reach-Ins



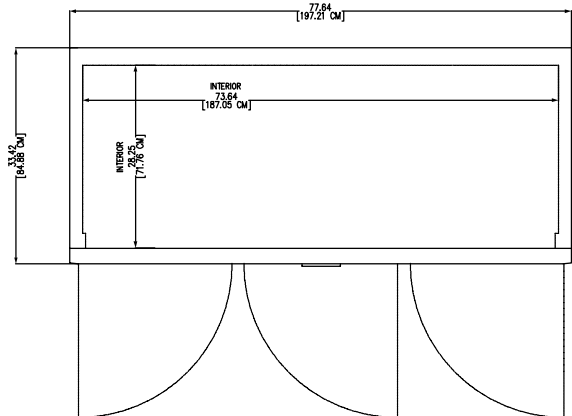
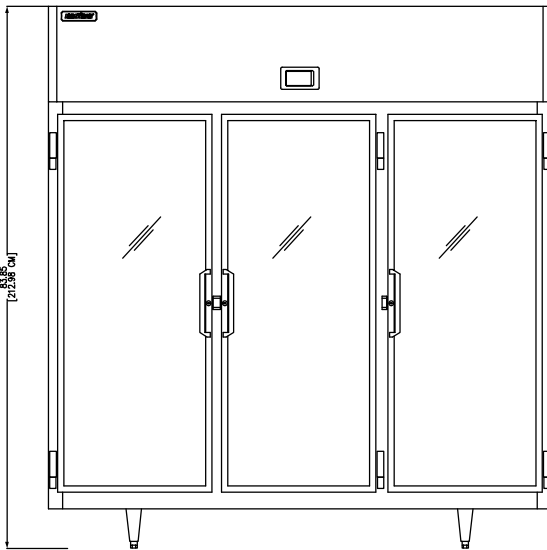
DSL F1-G



DSL F2-G

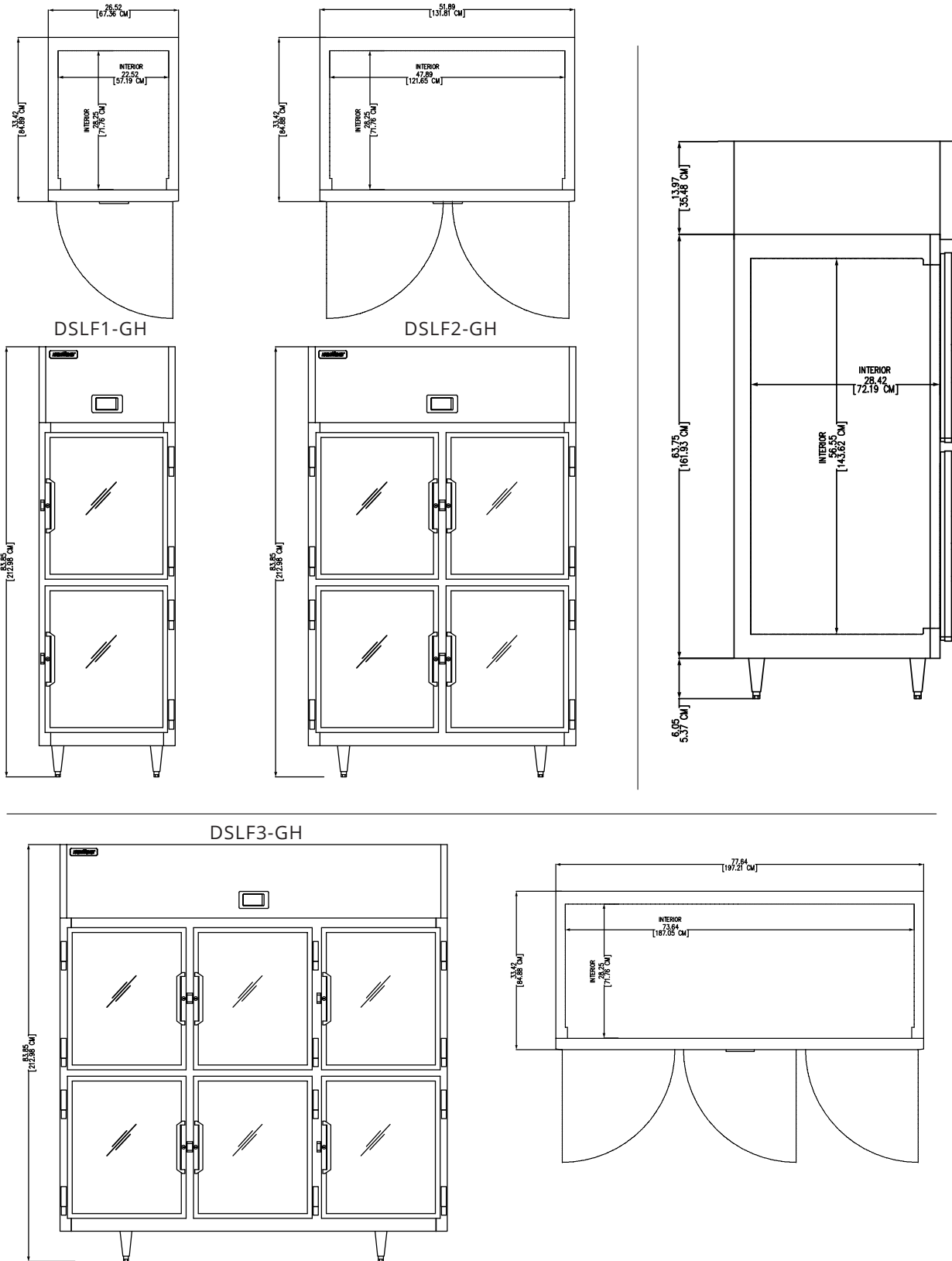


DSL F3-G



Welbilt reserves the right to make changes to the design or specifications without prior notice.

## DSL F Freezer Reach-Ins



Welbilt reserves the right to make changes to the design or specifications without prior notice.

NOTE: 12" top clearance is required.

NOTE: This unit utilizes variable speed compressor technology. The compressor can experience nuisance tripping on Class A GFCI outlets which have a trip limit of 4 mA to 6 mA. To avoid this issue in a location that requires GFCI circuit protection, Delfield recommends using either an Eaton SGF20 or HUBBELL Model Number GFRST83W 20A Heavy Duty Hospital Grade Self-Test GFCI Receptacle.

Specifications								
Model	V/Hz/Ph	Amps	Volume Cu. Ft.	No. of Shelves	Unit H.P.	Btu/Hr System Cap	Ship Weight	Nema Plug
DSL F1-G	115/60/1	9.1	21	3	3/4	2450	430 lbs	5-15P
DSL F1-GH	115/60/1	9.1	21	3	3/4	2450	436 lbs	5-15P
DSL F2-G	115/60/1	10.5	44.5	6	3/4	4900	586 lbs	5-15P
DSL F2-GH	115/60/1	10.5	44.5	6	3/4	4900	654 lbs	5-15P
DSL F3-G	115/60/1	13.9	68.3	9	(2X)3/4	4900	856 lbs	5-20P
DSL F3-GH	115/60/1	13.9	68.3	9	(2X)3/4	4900	918 lbs	5-20P

Welbilt reserves the right to make changes to the design or specifications without prior notice.