



# "E3S8-2DB" "E" Series Sinks

Three Compartment Sinks w/ 2 Drainboard  
w/ Galvanized Base & Bracing



**STANDARD:** 18 ga. 300 S/S welded Bowls  
18 ga. 300 S/S sides and Splash  
10" Back Splash

12" DEEP	
18 Gauge	Qty
E3S8-1620-12T18	
E3S8-18-12T18	
E3S8-1416-12T12	

**Bowl Sizes:**

16" X 20"  
18" X 18"

14" DEEP	
18 Gauge	Qty
E3S8-18-14T18	
E3S8-1824-14T18	
*E3S8-18-14T24	
*E3S8-24-14T24	

(\*) w/ 2 sets of Faucet Holes

**Bowl Sizes:**

18" X 18"  
18" X 24"  
24" X 24"

10" DEEP	
18 Gauge	Qty
E3S8-1014-10T15	

**Bowl Sizes:**

10" X 14"

**FEATURES:**

- \* Standard 18 Gauge Type 300 stainless steel with # 3 polish, satin finish
- \* 12" & 14" Deep Bowls
- \* All Corners, both vertical and horizontal, coved at 3/4" radius
- \* Bottoms of bowls formed for drainage to 3-1/2" diameter die stamped opening
- \* Full length **10" High Boxed Backsplash**, with 2" return to wall at 45 degree and 1" tile edge
- \* 1" Faucet Holes in Backsplash
- \* All outside corners of assembly are Bullnosed to provide safe, clean and polished edge
- \* Standard galvanizes legs 1-5/8" diameter
- \* Legs located directly under sink bowls, providing increased stability and maximum weight support

**CONSTRUCTION:**

Top: Stainless Steel Sinks are TIG welded, Exposed welds are polished to match adjacent surface.  
Bases: Galvanized Base

**MATERIAL:**

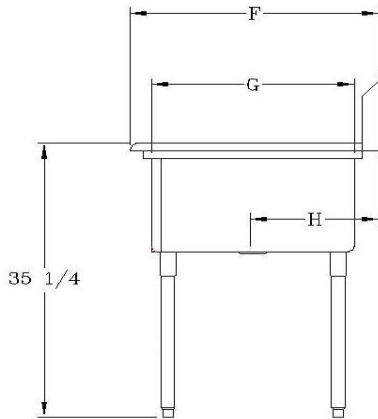
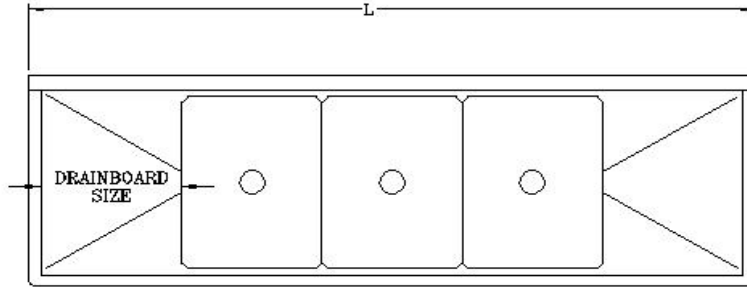
Bowls & 18 gauge stainless Steel  
Top: Type 300 stainless steel with # 3 polish, satin finish  
Legs: 1 5/8" Round O.D., galvanized steel  
Gussets: Galvanized  
Feet: 1" adjustable plastic bullet feet

**John Boos & Co**

315 South First Street - Effingham, IL 62401  
Phone: 217-347-7701 - Fax: 217-347-7705  
Email: sales@johnboos.com - Web-site: www. johnboos.com

## DETAILED SPECIFICATIONS

BOWLS	F	G	H
10 X 14	19-7/8"	14"	10"
16 X 20	25-1/2"	20"	12-15/16"
18 X 18	23-1/2"	18"	11-15/16"
18 X 24	29-1/2"	24"	14-15/16"
24 X 24	29-1/2"	24"	14-15/16"

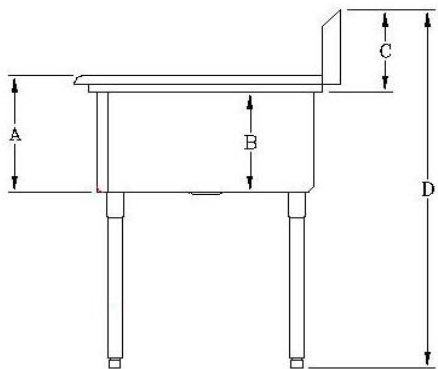


<b>A</b>	14-1/4"
<b>B</b>	12"
<b>C</b>	10"
<b>D</b>	43-3/4"

STANDARD 12" DEEP				
MODEL	BOWL SIZE	DIMENSIONS	DB	WT.
E3S8-1620-12T18	16 X 20 X 12	84" X 25-1/2"	18"	240
E3S8-18-12T18	18 X 18 X 12	90" X 23-1/2"	18"	240
E3S8-1416-12-T12	14 X 16 X 12	66" X 21.5"	12"	200

<b>A</b>	16-1/4"
<b>B</b>	14"
<b>C</b>	10"
<b>D</b>	43-3/4"

STANDARD 14" DEEP				
MODEL	BOWL SIZE	DIMENSIONS	DB	WT.
E3S8-18-14T18	18 X 18 X 14	90" X 23-1/2"	18"	255
E3S8-1824-14T24	18 X 24 X 14	104" X 29-1/2"	24"	288
E3S8-24-14T24	24 X 24 X 14	120" X 29-1/2"	24"	270
E3S8-18-14T24	18 X 18 X 14	102" X 29-1/2"	24"	265



STANDARD 10" DEEP				
MODEL	BOWL SIZE	DIMENSIONS	DB	WT.
E3S8-1014-10T15	10 X 14 X 10	60" X 19-7/8"	15"	95

<b>A</b>	12"
<b>B</b>	10"
<b>C</b>	10"
<b>D</b>	39-3/4"

All dimensions are typical.

Tolerance +/- .500".

All units ship unassembled for reduced shipping cost.

### John Boos & Co

315 South First - Effingham, IL 62401 Phone: 217-347-7701 - Fax: 217-347-7705

Email: sales@johnboos.com - Web-site: www.johnboos.com



March 2011

John Boos is constantly engaged in a program of improving products and therefore reserves the right to change specification without prior notice

NN-18