

Project: _____ Location: _____ Item #: _____ Quantity: _____

Standard Features

- Fast cook times with patent-pending Steam Vector Technology, which utilizes no moving parts
- Cook mode and Variable Hold Temperature mode
- Easy-to-use digital controls, with digital temperature display
- Independent digital electronic timer with programmable preset
- Simple water and drain connections
- No water filtration or treatment required
- No warranty exclusions for water quality
- Uses less than 1.5 gallons of water per hour
- Front-mounted drain valve
- No scheduled de-liming or maintenance
- Heavy-duty, field-reversible door
- Door can be opened at any time during cooking cycle
- Cast aluminum heating element is not exposed to water
- Multiple kW heat inputs available for all cooking needs
- Steamer cavity constructed of reinforced 14 ga. 304 stainless steel
- Easy-to-clean control panel
- Automatic altitude compensation
- Dishwasher-safe one-piece wire pan racks
- Dishwasher-safe SVT steam collector and distributor panels
- Dishwasher-safe front-mounted condensate tray
- English and Spanish operating instructions on door
- Simplified service access panel
- Low water, high water and overtemp indicator lights
- 5' power cord with plug included
- One year parts and labor warranty
- Lifetime Service & Support Guarantee
- UL LISTED Safety Certification (UL 197)
- UL EPH Sanitation Certification (NSF 4)
- Stainless steel support stand with casters, bullet feet or flanged feet

Optional Features

- Bullet Feet
- Perforated cooking shelf

Environmental Approvals & Programs



Other Approvals



Pan Capacities

Pan Size	Qty.
#200 full size (12x20x2.5")	6
#400 full size (12x20x4")	4

Short Spec

Evolution steamer is AccuTemp Products' connected, boilerless steam cooker that utilizes AccuTemp's Patent Pending Steam Vector Technology for faster cook times, improved energy efficiency, better pan to pan uniformity, and less water consumption. Steam Vector Technology requires no moving parts inside the cooking chamber. Steam to be produced inside the cooking cavity with no heating element exposed to water. Easily connects to water and drain line. Uses less than 1.5 gallons of water per hour. Unit to include low water, high water, overtemp warning lights and auto shut off feature. Evolution to include heavy duty, field reversible door. Standard digital controls with independent timer. No water quality exclusions to warranty and no water filtration or treatment required. Unit to be UL Safety and Sanitation Certified, and Energy Star qualified. Built in USA.

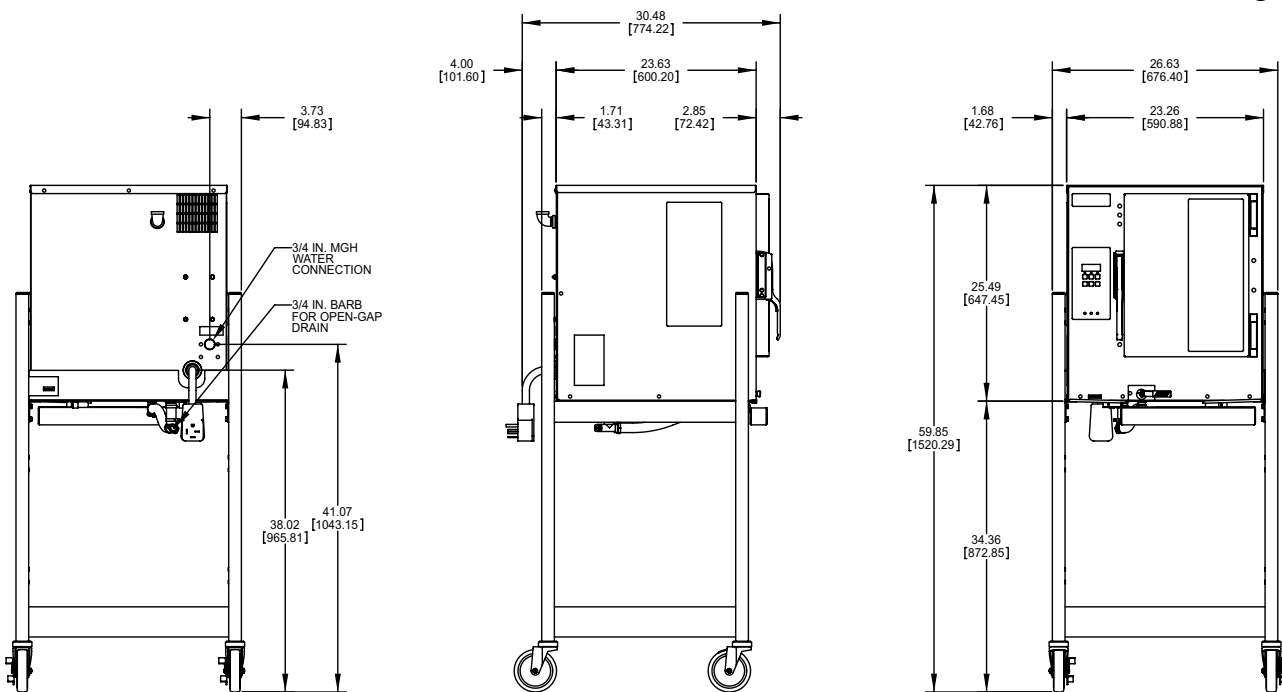
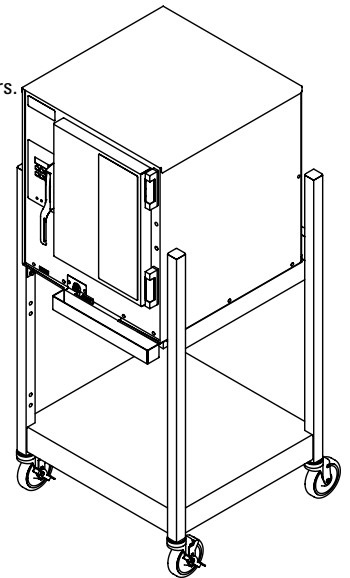
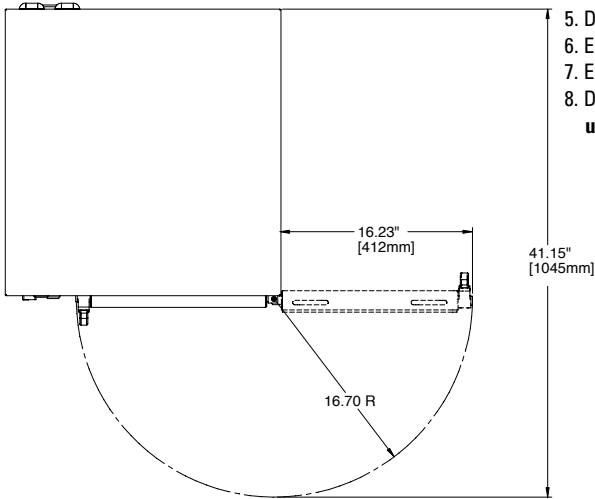


**Stand-Mounted E6
Evolution**

Steamer Model "E" Specifications														
Model #	E62081E060 SGL	E62083E100 SGL	E62083E150 SGL	E62083E170 SGL	E62301E070 SGL	E62401E060 SGL	E62403E110 SGL	E62403E130 SGL	E64155E110 SGL	E64803E140 SGL				
Volts AC	208	208	208	208	230	240	208	240	240	380	400	415	440	480
Phase	1	3	3	3	1	1	3	3	5	3				
Amps	29	28	42	47	32	25	22	26	32	14	14	15	16	17
Breaker Size	30 amp	30 amp	50 amp	50 amp	50 amp	30 amp	30 amp	50 amp	20 amp	20 amp				
Watts (kW)	6	10	15	17	7	6	8	11	13	9	10	11	12	14
NEMA Plug	L6-30P	L15-30P	15-50P	15-50P	IEC 60309-2 220/250V	L6-30P	L15-30P	15-50P	IEC 60309-2 220/380-240/415V	L16-20P				

Notes:

1. Allow 3" between fryer, ranges, and other hot surfaces.
2. 5' power cord supplied with single or 3 phase.
3. For use on individual branch circuit only.
4. Do not connect to a circuit operating at more than 150V to ground.
5. Dimensions outside brackets are inches, in brackets are millimeters.
6. Each unit equipped with 3/4" male garden hose connector
7. Each unit equipped with 3/4" barbed drain line connector
8. DO NOT plumb a single drain line between the 2 units. **Each unit must have a separate drain line.**



MM4215-0910