



**T&S BRASS AND BRONZE WORKS, INC.**  
 2 Saddleback Cove / P.O. Box 1088  
 Travelers Rest, SC 29690

Model No.  
**EC-3100-XP-LF10**

Item No.

Travelers Rest, SC: 800-476-4103 • Simi Valley, CA: 800-423-0150 • Fax: 864-834-3518 • www.tsbrass.com



**ADA Compliant**



This Space for Architect/Engineer Approval

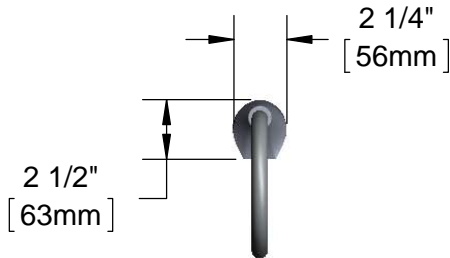
Job Name \_\_\_\_\_ Date \_\_\_\_\_

Model Specified \_\_\_\_\_ Quantity \_\_\_\_\_

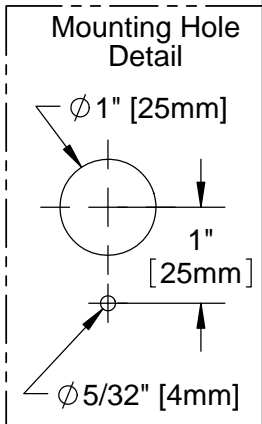
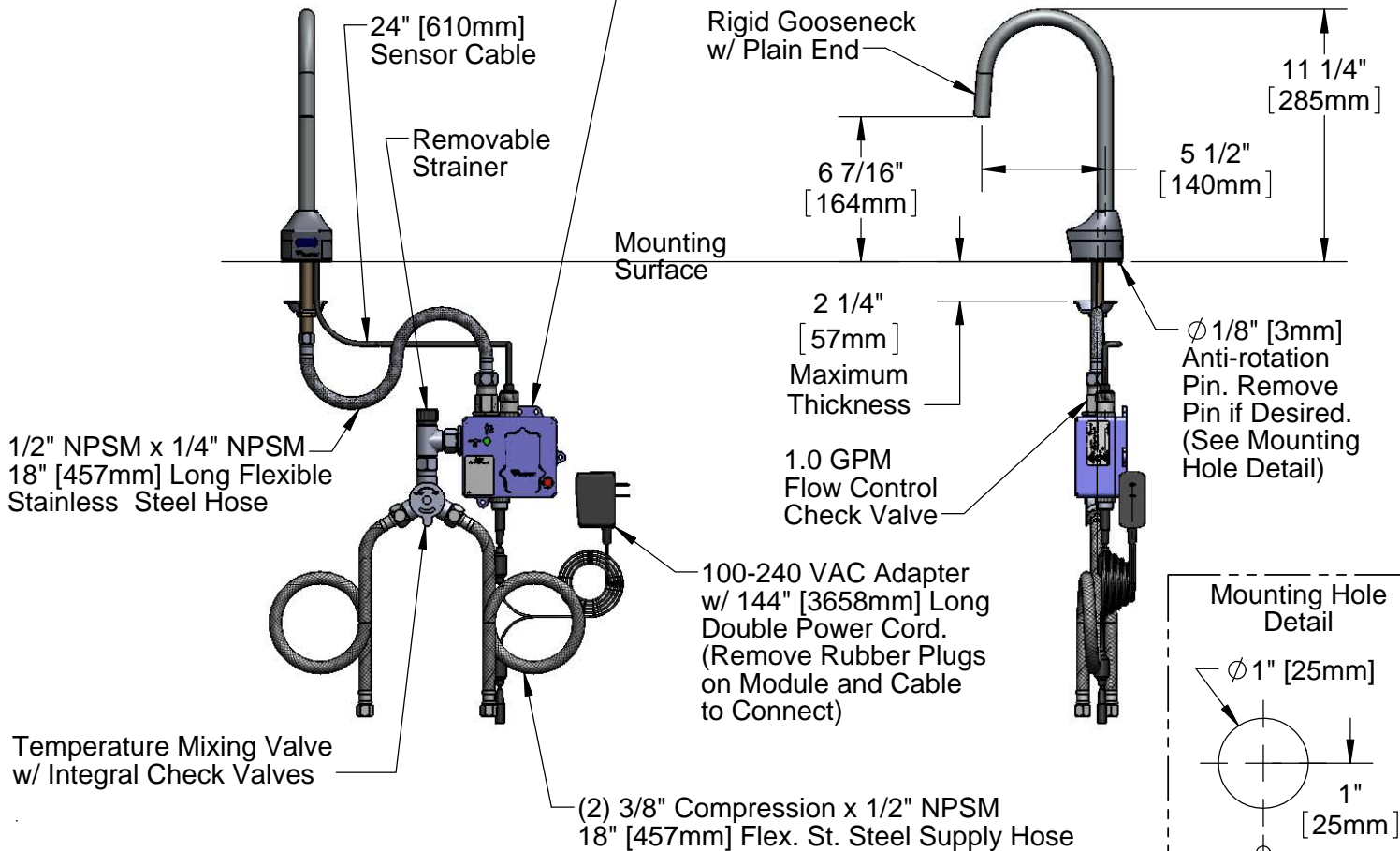
Customer/Wholesaler \_\_\_\_\_

Contractor \_\_\_\_\_

Architect/Engineer \_\_\_\_\_



3 5/8" x 4 3/16" x 2" Deep  
 [92mm x 106mm x 51mm]  
 Water Resistant Control Module Box (Blue)  
 w/ Internal Flow Control Setting Switches,  
 AC or DC Operated w/ (4) AA Batteries.  
 Hardwire Capable Using Terminals on Back



**Product Specifications:**  
 Chrome Plated Brass Electronic Faucet: Deck Mount, Rigid Gooseneck w/ Plain End, AC/DC Control Module w/ Internal Flow Control Setting Switches, 1.0 GPM Flow Control Check Valve, Temperature Control Mixing Valve w/ Integral Check Valves, 18" Long Hot & Cold Supply Stop Flexible Connector Hoses

**Product Compliance:**  
 ASME A112.18.1 / CSA B125.1  
 NSF 61 - Section 9  
 NSF 372 (Low Lead Content)  
 ANSI A117.1 (ADA)  
 UL 1951



# T&S BRASS AND BRONZE WORKS, INC.

2 Saddleback Cove / P.O. Box 1088  
Travelers Rest, SC 29690

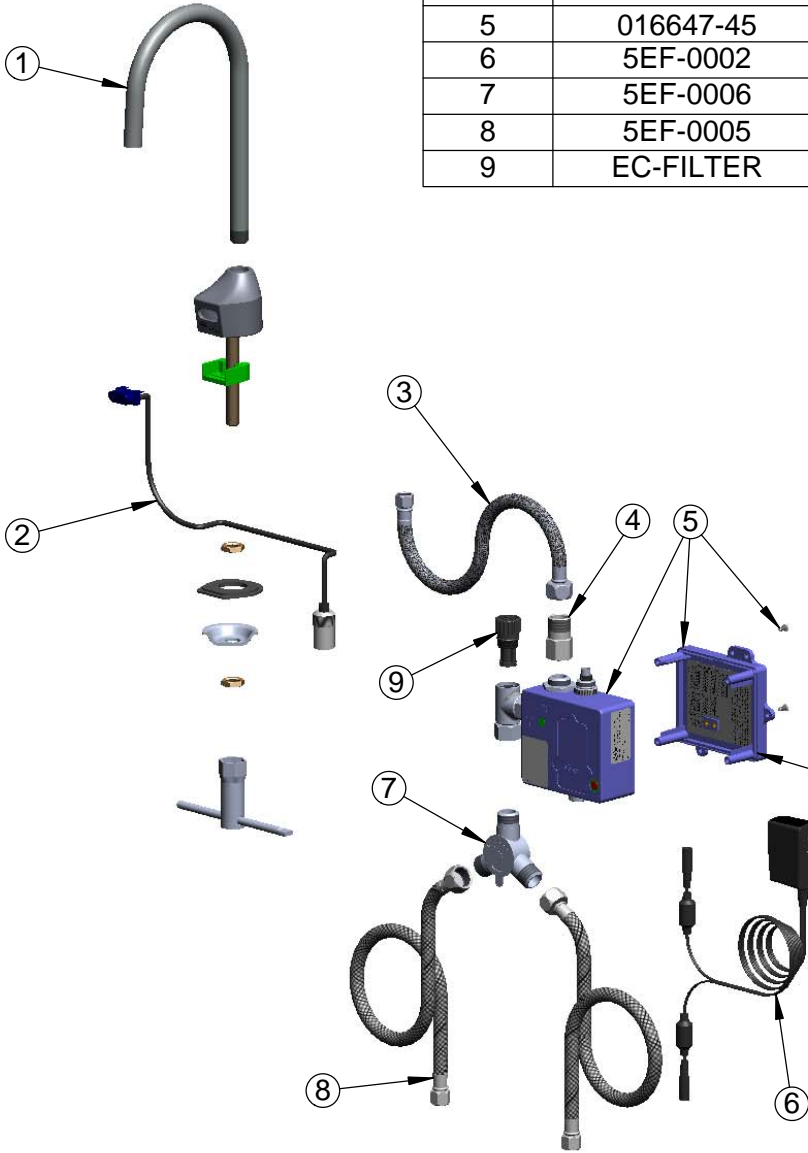
Model No.

**EC-3100-XP-LF10**

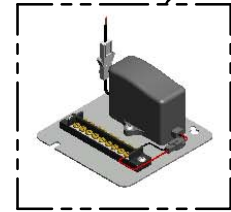
Item No.

Travelers Rest, SC: 800-476-4103 • Simi Valley, CA: 800-423-0150 • Fax: 864-834-3518 • www.tsbrass.com

ITEM NO.	SALES NO.	DESCRIPTION
1	120XP	Rigid Gooseneck w/ Plain End
2	017195-45	Angled Sensor w/ Cable
3	016297-45	Inlet Hose, Faucet, 1/2" NPSM-F x 1/4" NPSM-F
4	B-CV-F10	1.0 GPM Flow Reg CV Assembly
5	016647-45	ChekPoint Module (Blue)
6	5EF-0002	Double Gang, Plug-in AC Transformer
7	5EF-0006	Mechanical Mixing Valve
8	5EF-0005	Supply Hose, 9/16-24 Female x 1/2" NPSM
9	EC-FILTER	Replacement Filter



A Maximum of (8) ChekPoint Faucets can be Hardwire Connected and Powered by EC-HARDWIRE ChekPoint Hardwire AC Transformer. (Sold Separately)



Label for Flow Control Switch Settings is Located on Inside of Back Cover.

Flow Control Switches are Located Inside Module Housing in Black Box Next to Battery Compartment.  
\*Switches are Set to DEFAULT Position:  
- Auto Time Out = 15 Seconds  
- Shut Off Delay = 1 Second  
- Auto Flush = OFF

Remove (4) Screws and Back Cover to Access Switches.

**\*Available Water Flow Control Selections:**

- Auto Time Out: 15 sec, 30 sec, 45 sec, 60 sec, 3 min, 20 min
- Shut Off Delay: 1 sec, 10 sec, 15 sec, 30 sec
- Auto Flush (30 Seconds After Every 12 Inactive Hours): ON or OFF

**Product Specifications:**

Chrome Plated Brass Electronic Faucet: Deck Mount, Rigid Gooseneck w/ Plain End, AC/DC Control Module w/ Internal Flow Control Setting Switches, 1.0 GPM Flow Control Check Valve, Temperature Control Mixing Valve w/ Integral CheckValves, 18" Long Hot & Cold Supply Stop Flexible Connector Hoses

**Product Compliance:**

ASME A112.18.1 / CSA B125.1  
NSF 61 - Section 9  
NSF 372 (Low Lead Content)  
ANSI A117.1 (ADA)  
UL 1951