



T&S BRASS AND BRONZE WORKS, INC.

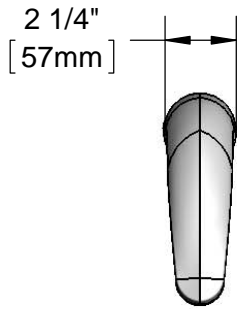
2 Saddleback Cove / P.O. Box 1088
Travelers Rest, SC 29690

Model No.

EC-3102-VF05

Item No.

Travelers Rest, SC: 800-476-4103 • Simi Valley, CA: 800-423-0150 • Fax: 864-834-3518 • www.tsbrass.com



ADA Compliant



This Space for Architect/Engineer Approval

Job Name _____ Date _____

Model Specified _____ Quantity _____

Customer/Wholesaler _____

Contractor _____

Architect/Engineer _____

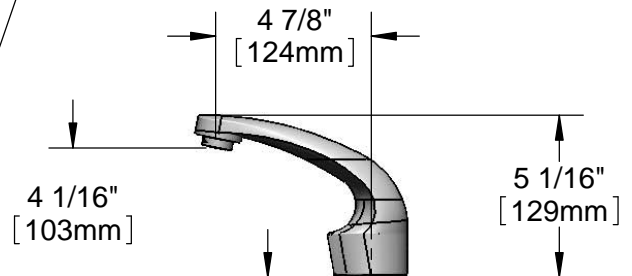
Solid Cast Brass Spout
w/ Polish Chrome Plated Finish
and 0.5 GPM Vandal Resistant
Aerator w/ Key

24" [610mm]
Sensor Cable

Removable
Strainer

Mounting
Surface

3 5/8" x 4 3/16" x 2" Deep
[92mm x 106mm x 51mm]
Water Resistant Control Module Box (Blue)
w/ Internal Flow Control Setting Switches,
AC or DC Operated w/ (4) AA Batteries.
Hardwire Capable Using Terminals on Back



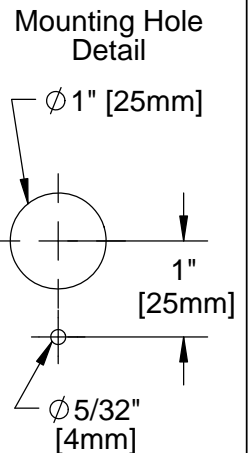
Ø 1/8" [3mm]
Anti-rotation
Pin. Remove
Pin if Desired.
(See Mounting
Hole Detail)

1/2" NPSM x 1/4" NPSM
18" [457mm] Long Flexible
St. Steel Hose

100-240 VAC Adapter
w/ 144" [3658mm] Long
Double Power Cord.
(Remove Rubber Plugs
on Module and Cable
to Connect)

Temperature Mixing Valve
w/ Integral Check Valves

(2) 3/8" Compression x 1/2" NPSM
18" [457mm] Flexible Stainless
Steel Supply Hose



Product Specifications:

Chrome Plated Brass Electronic Faucet: Single Hole Deck Mount Spout w/ VR 0.5 GPM Spray Device, AC/DC Control Module w/ Internal Flow Control Setting Switches, Temperature Control Mixing Valve w/ Integral Check Valves & 18" Flexible Stainless Steel Supply Hoses

Product Compliance:

ASME A112.18.1 / CSA B125.1
NSF 61 - Section 9
NSF 372 (Low Lead Content)
ANSI A117.1 (ADA)
UL 1951



T&S BRASS AND BRONZE WORKS, INC.

2 Saddleback Cove / P.O. Box 1088
Travelers Rest, SC 29690

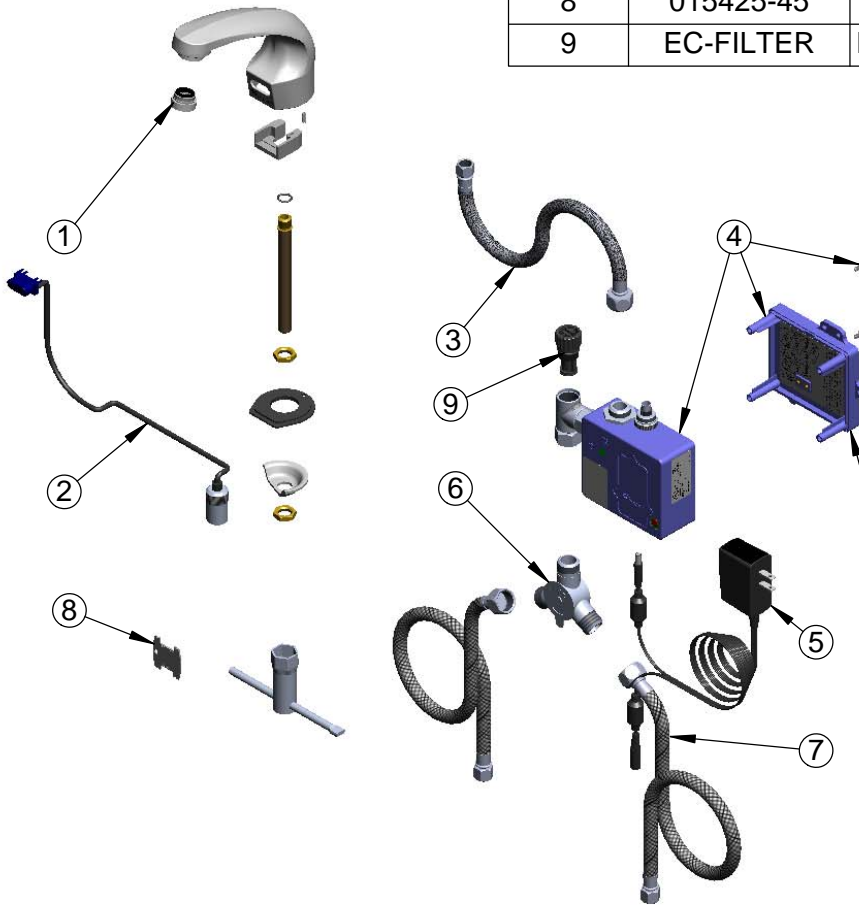
Model No.

EC-3102-VF05

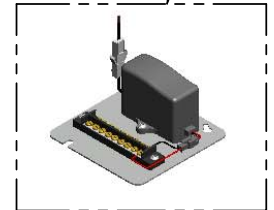
Item No.

Travelers Rest, SC: 800-476-4103 • Simi Valley, CA: 800-423-0150 • Fax: 864-834-3518 • www.tsbrass.com

ITEM NO.	SALES NO.	DESCRIPTION
1	B-0199-08-N05	VR 0.5 GPM Spray Device, 13/16-27 UN Male
2	017195-45	Angled Sensor w/ Cable
3	016297-45	Inlet Hose, Faucet, 1/2" NPSM-F x 1/4" NPSM-F
4	016647-45	CheckPoint Electronic Module (Blue)
5	5EF-0002	A/C Transformer
6	5EF-0006	Mechanical Mixing Valve
7	5EF-0005	Supply Hose, 9/16-24 Female x 1/2" NPSM
8	015425-45	Vandal Resistant Key
9	EC-FILTER	Replacement Filter



A Maximum of (8) ChekPoint Faucets can be Hardwire Connected and Powered by EC-HARDWIRE ChekPoint Hardwire AC Transformer. (Sold Separately)



Label for Flow Control Switch Settings is Located on Inside of Back Cover.

Flow Control Switches are Located Inside Module Housing in Black Box Next to Battery Compartment.

*Switches are Set to DEFAULT Position:

- Auto Time Out = 15 Seconds
- Shut Off Delay = 1 Second
- Auto Flush = OFF

Remove (4) Screws and Back Cover to Access Switches.

***Available Water Flow Control Selections:**

- Auto Time Out: 15 sec, 30 sec, 45 sec, 60 sec, 3 min, 20 min
- Shut Off Delay: 1 sec, 10 sec, 15 sec, 30 sec
- Auto Flush (30 Seconds After Every 12 Inactive Hours): ON or OFF

Product Specifications:

Chrome Plated Brass Electronic Faucet: Single Hole Deck Mount Spout w/ VR 0.5 GPM Spray Device, AC/DC Control Module w/ Internal Flow Control Setting Switches, Temperature Control Mixing Valve w/ Integral Check Valves & 18" Flexible Stainless Steel Supply Hoses

Product Compliance:

ASME A112.18.1 / CSA B125.1
NSF 61 - Section 9
NSF 372 (Low Lead Content)
ANSI A117.1 (ADA)
UL 1951